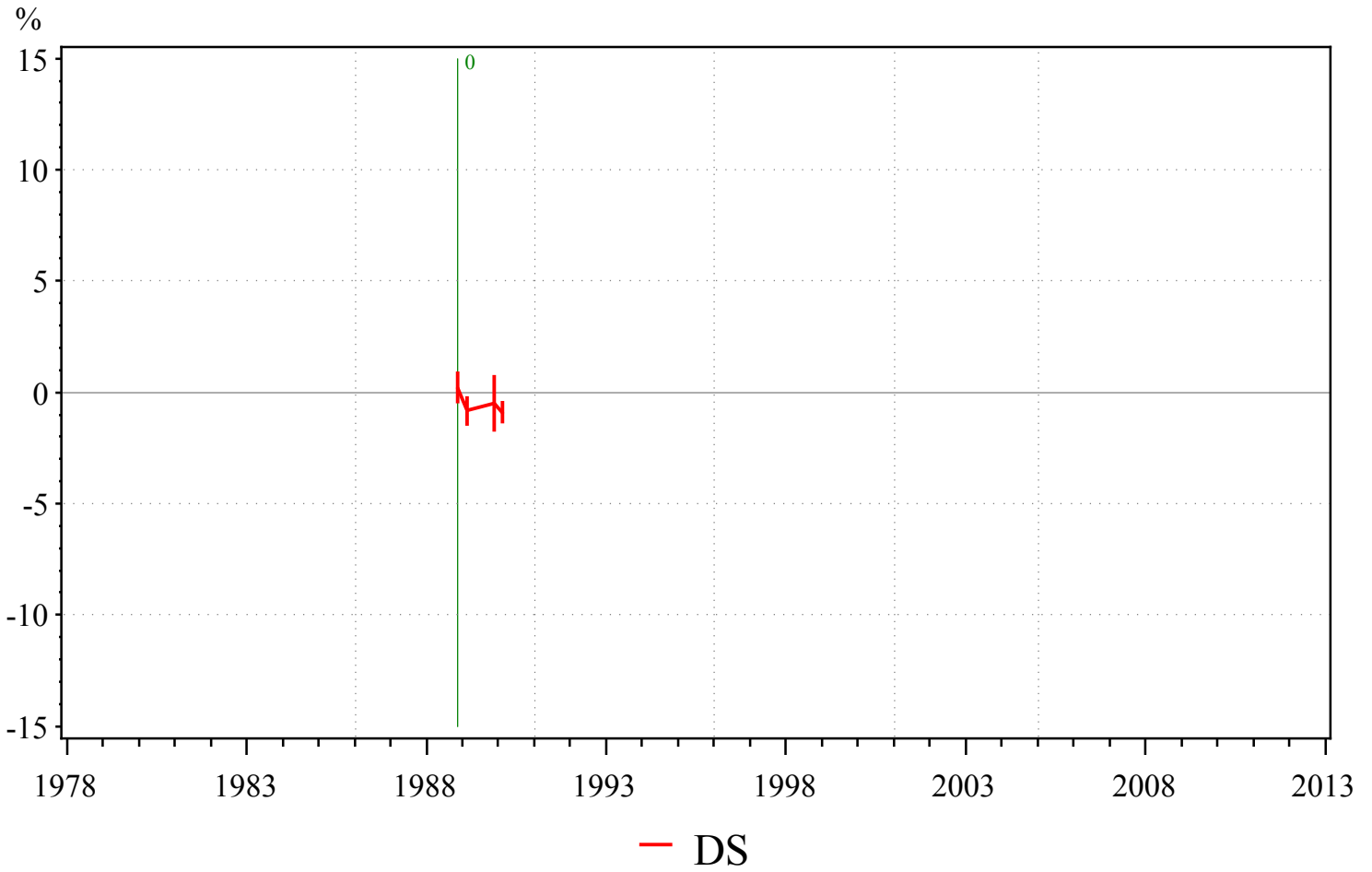


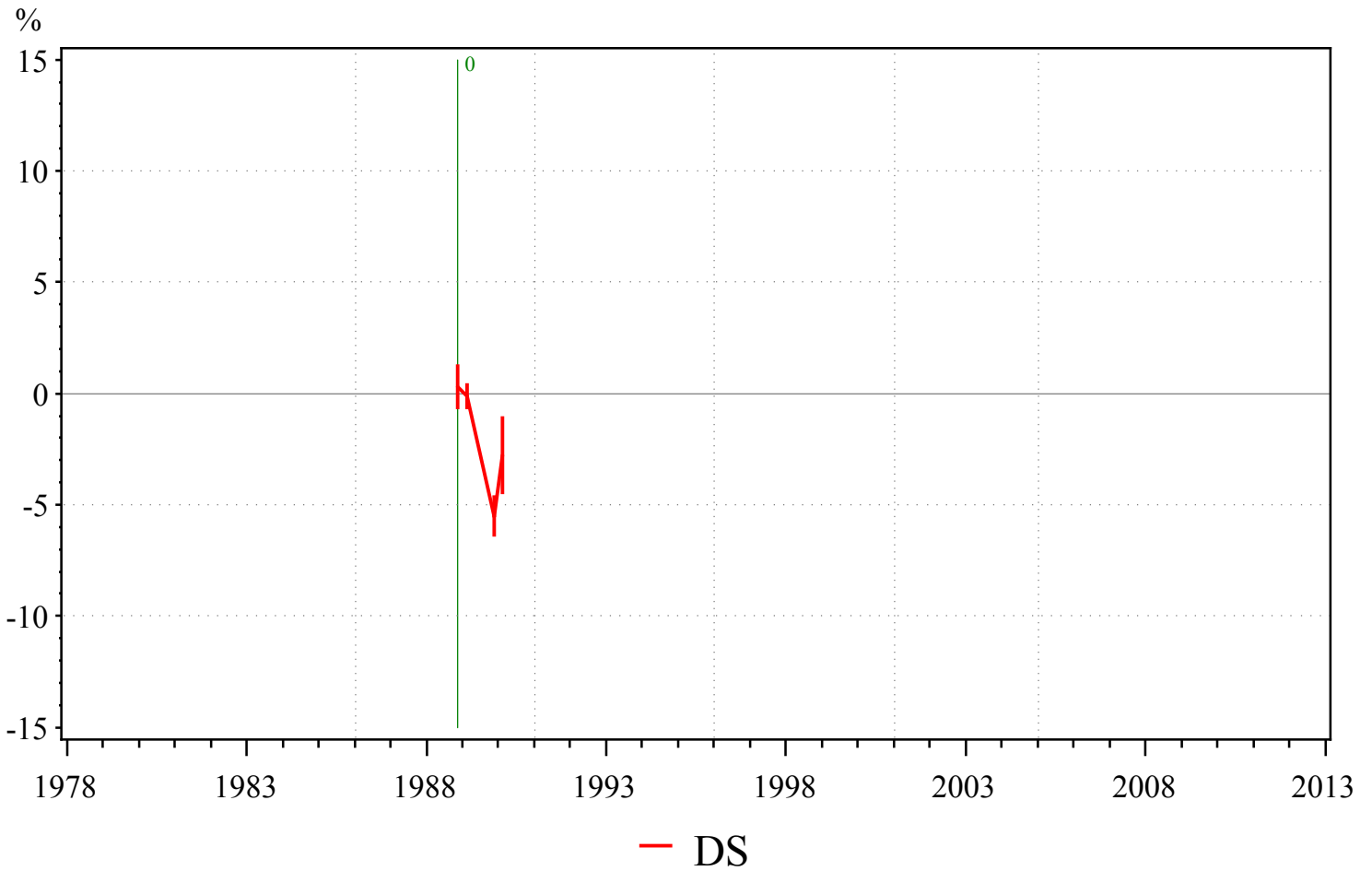
281 VOSTOK, 78S, 107E, Filter



17:21 Wednesday, October 31, 2012 1

Obs	Direct Sun Statistics	1978-1985	1986-1990	1991-1995	1996-2000	2001-2005	2006-2010	Mean	Range
DS	Number of days	.	194	194	0
	Bias	.	-0.56	-0.56	0
	Daily sigma	.	3.02	3.02	0
	Monthly sigma	.	1.23	1.23	0
	Annual range	.	0.3	0.3	0

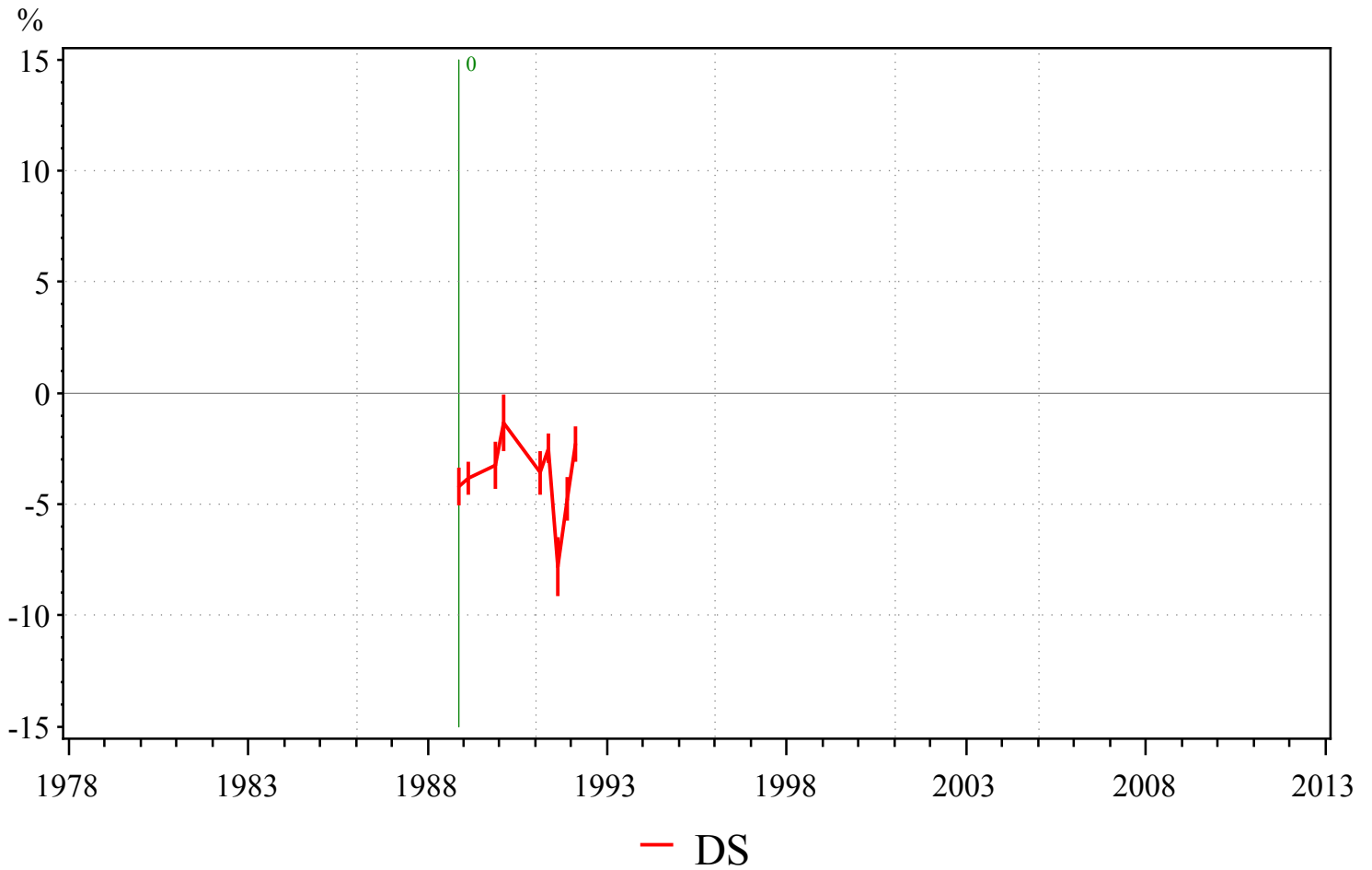
280 NOVOLASAREVSKAYA / FORSTER, 71S, 12E, Filter



17:21 Wednesday, October 31, 2012 2

Obs	Direct Sun Statistics	1978-1985	1986-1990	1991-1995	1996-2000	2001-2005	2006-2010	Mean	Range
DS	Number of days	.	229	229	0
	Bias	.	-2.47	-2.47	0
	Daily sigma	.	5.42	5.42	0
	Monthly sigma	.	3.66	3.66	0
	Annual range	.	4.25	4.25	0

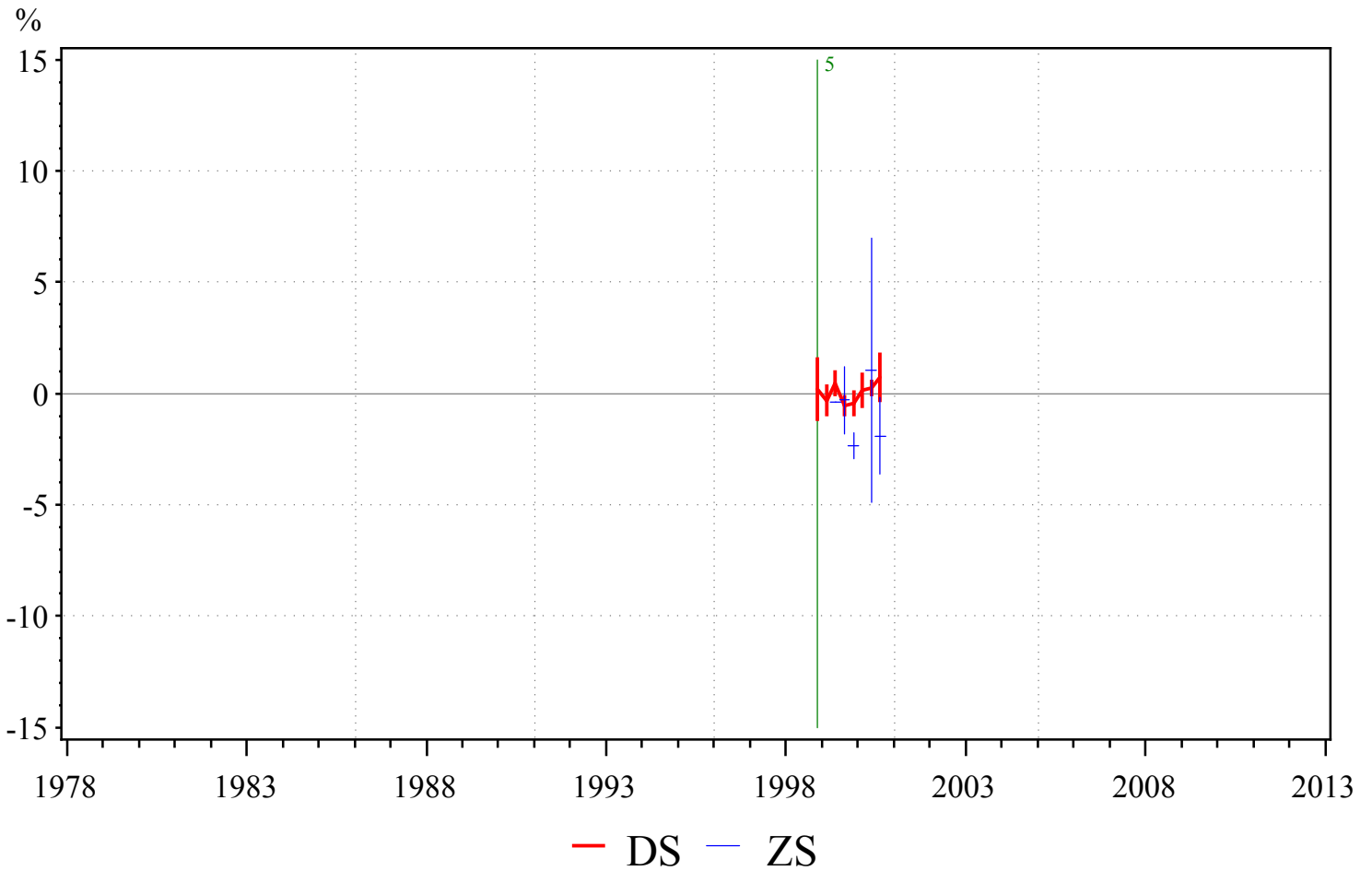
088 MIRNY, 67S, 93E, Filter



17:21 Wednesday, October 31, 2012 3

Obs	Direct Sun Statistics	1978-1985	1986-1990	1991-1995	1996-2000	2001-2005	2006-2010	Mean	Range
DS	Number of days	.	209	231	.	.	.	220	22
	Bias	.	-3.22	-3.71	.	.	.	-3.47	0.49
	Daily sigma	.	3.71	3.98	.	.	.	3.84	0.27
	Monthly sigma	.	1.58	2.64	.	.	.	2.11	1.06
	Annual range	.	1.62	1.62	0

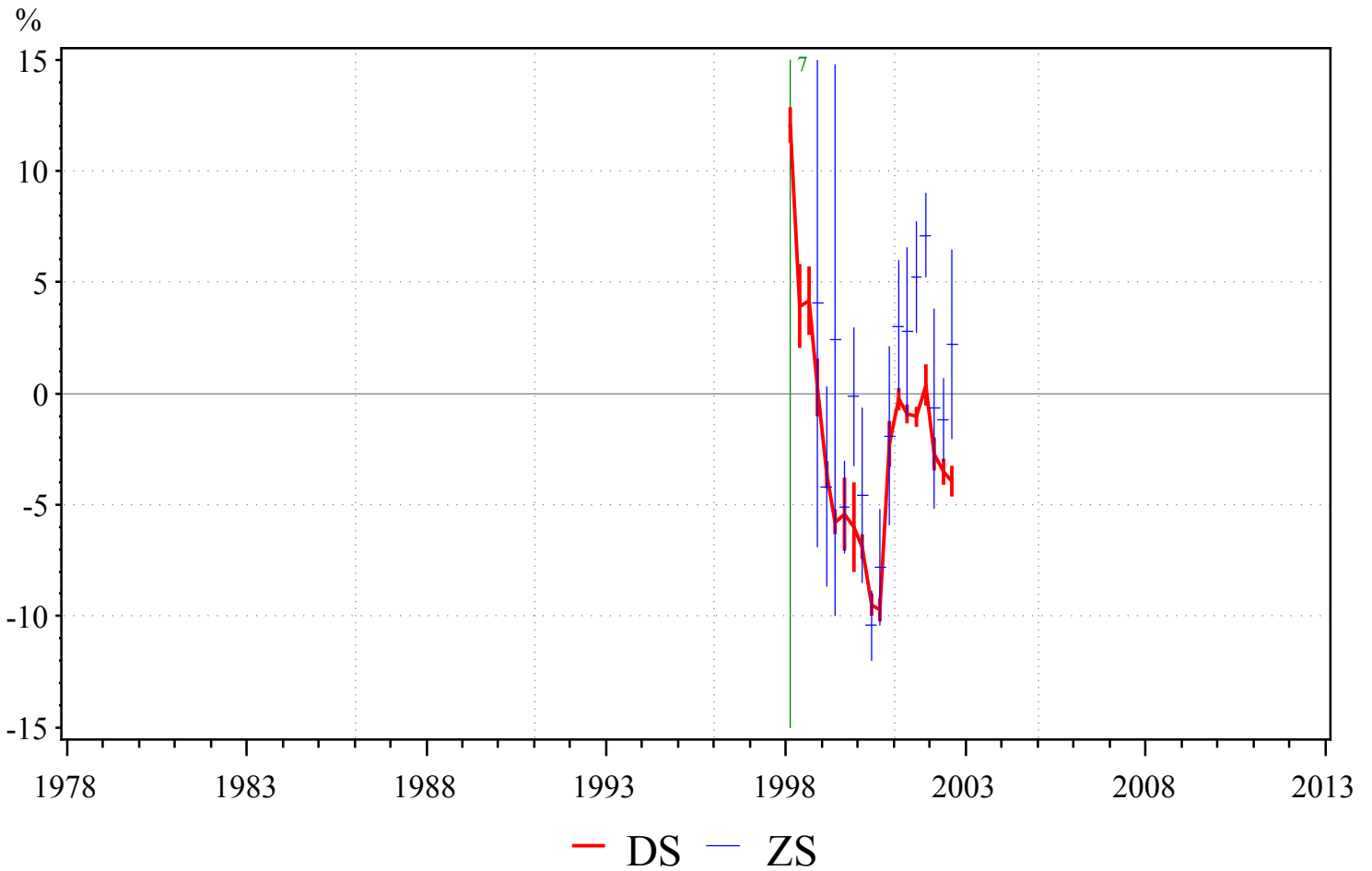
426 SAN JULIAN, 49S, 68W, Filter



17:21 Wednesday, October 31, 2012 4

Obs	Direct Sun Statistics	1978-1985	1986-1990	1991-1995	1996-2000	2001-2005	2006-2010	Mean	Range
DS	Number of days	.	.	.	368	.	.	368	0
	Bias	.	.	.	0.18	.	.	0.18	0
	Daily sigma	.	.	.	2.91	.	.	2.91	0
	Monthly sigma	.	.	.	0.59	.	.	0.59	0
	Seasonal ampl.	.	.	.	0.16	.	.	0.16	0
	Annual range	.	.	.	0.22	.	.	0.22	0
ZS	Number of days	.	.	.	23	.	.	23	0
	Bias	.	.	.	-1.32	.	.	-1.32	0
	Daily sigma	.	.	.	2.49	.	.	2.49	0

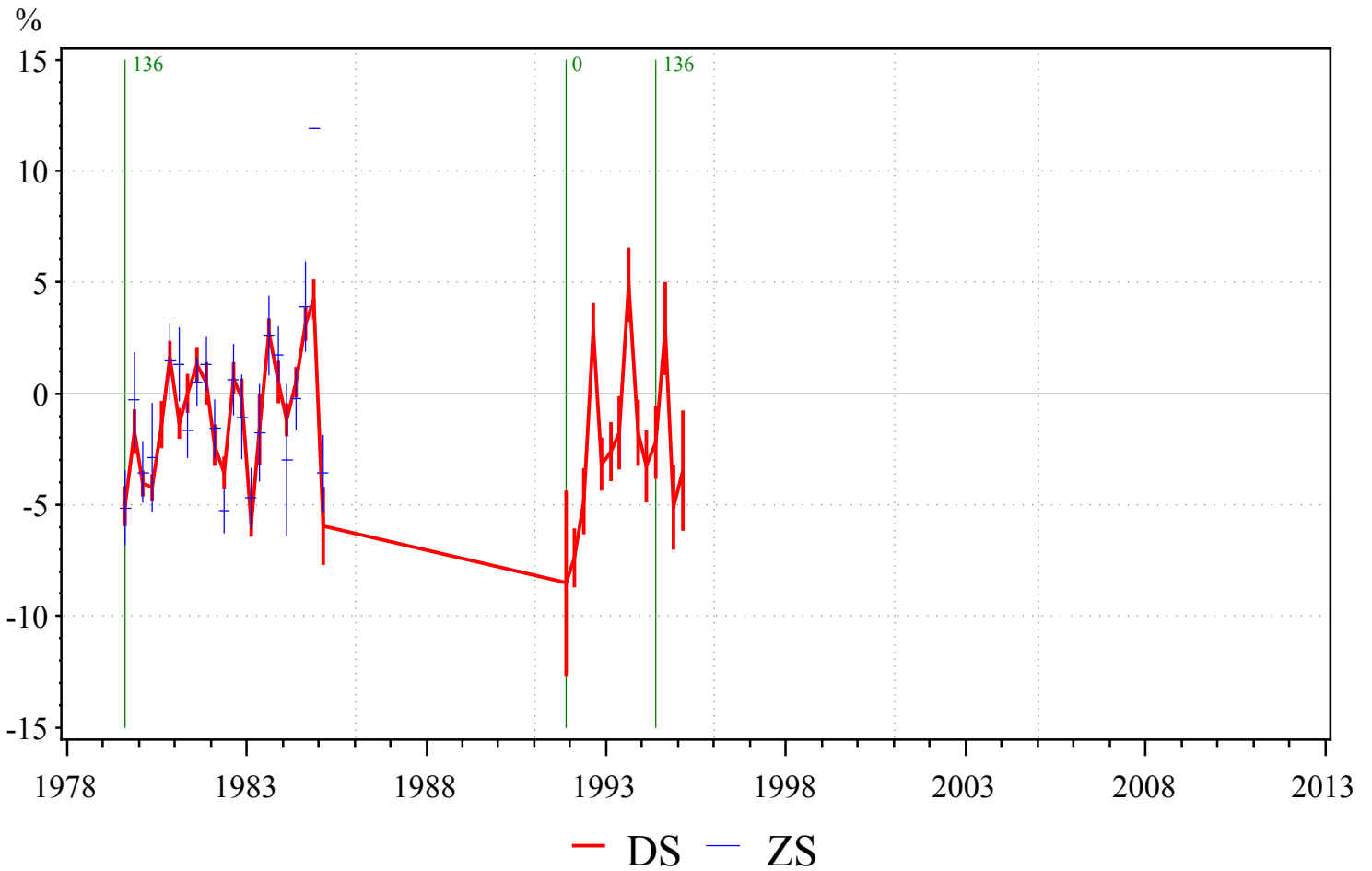
442 PILAR, 32S, 64W, Filter



17:21 Wednesday, October 31, 2012 5

Obs	Direct Sun Statistics	1978-1985	1986-1990	1991-1995	1996-2000	2001-2005	2006-2010	Mean	Range
DS	Number of days	.	.	.	688	401	.	544.5	287
	Bias	.	.	.	-3.48	-1.73	.	-2.61	1.75
	Daily sigma	.	.	.	6.56	2.89	.	4.73	3.66
	Monthly sigma	.	.	.	6.41	1.82	.	4.12	4.59
	Seasonal ampl.	.	.	.	2.37	0.94	.	1.65	1.44
	Annual range	.	.	.	8.71	2.15	.	5.43	6.56
ZS	Number of days	.	.	.	55	64	.	59.5	9
	Bias	.	.	.	-4.25	3.67	.	-0.29	7.92
	Daily sigma	.	.	.	7.23	5.9	.	6.57	1.33
	Monthly sigma	8.36	.	8.36	0

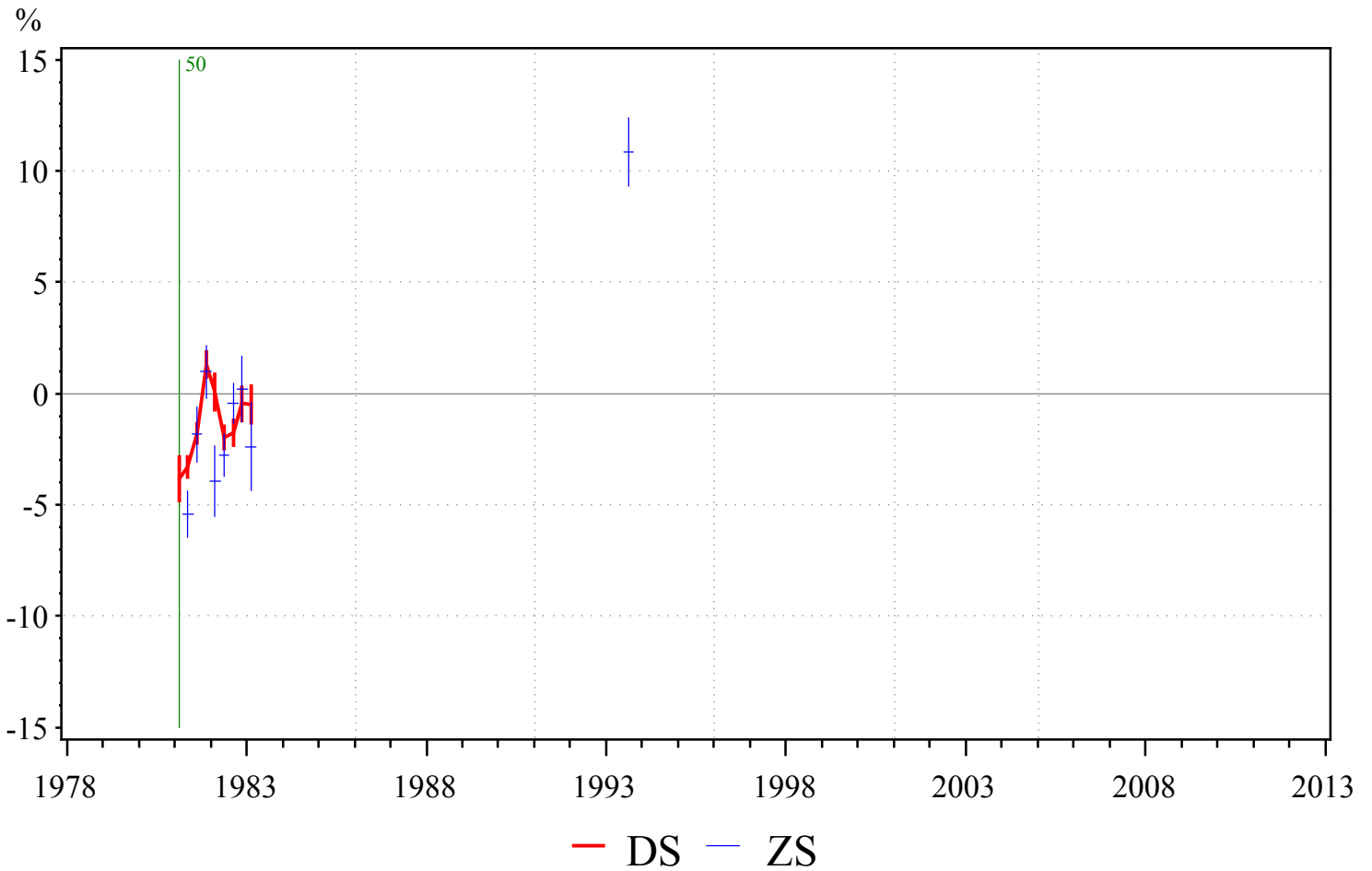
222 MAPUTO, 26S, 33E, Filter



17:21 Wednesday, October 31, 2012 6

Obs	Direct Sun Statistics	1978-1985	1986-1990	1991-1995	1996-2000	2001-2005	2006-2010	Mean	Range
DS	Number of days	1013	.	902	.	.	.	957.5	111
	Bias	-0.86	.	-3.37	.	.	.	-2.11	2.51
	Daily sigma	4.06	.	8.71	.	.	.	6.39	4.66
	Monthly sigma	3.19	.	6.07	.	.	.	4.63	2.89
	Seasonal ampl.	2.57	.	5.43	.	.	.	4	2.86
	Annual range	4.65	.	14.18	.	.	.	9.42	9.53
ZS	Number of days	393	393	0
	Bias	-1.03	-1.03	0
	Daily sigma	4.51	4.51	0
	Monthly sigma	3.17	3.17	0
	Seasonal ampl.	2.89	2.89	0
	Annual range	3.13	3.13	0

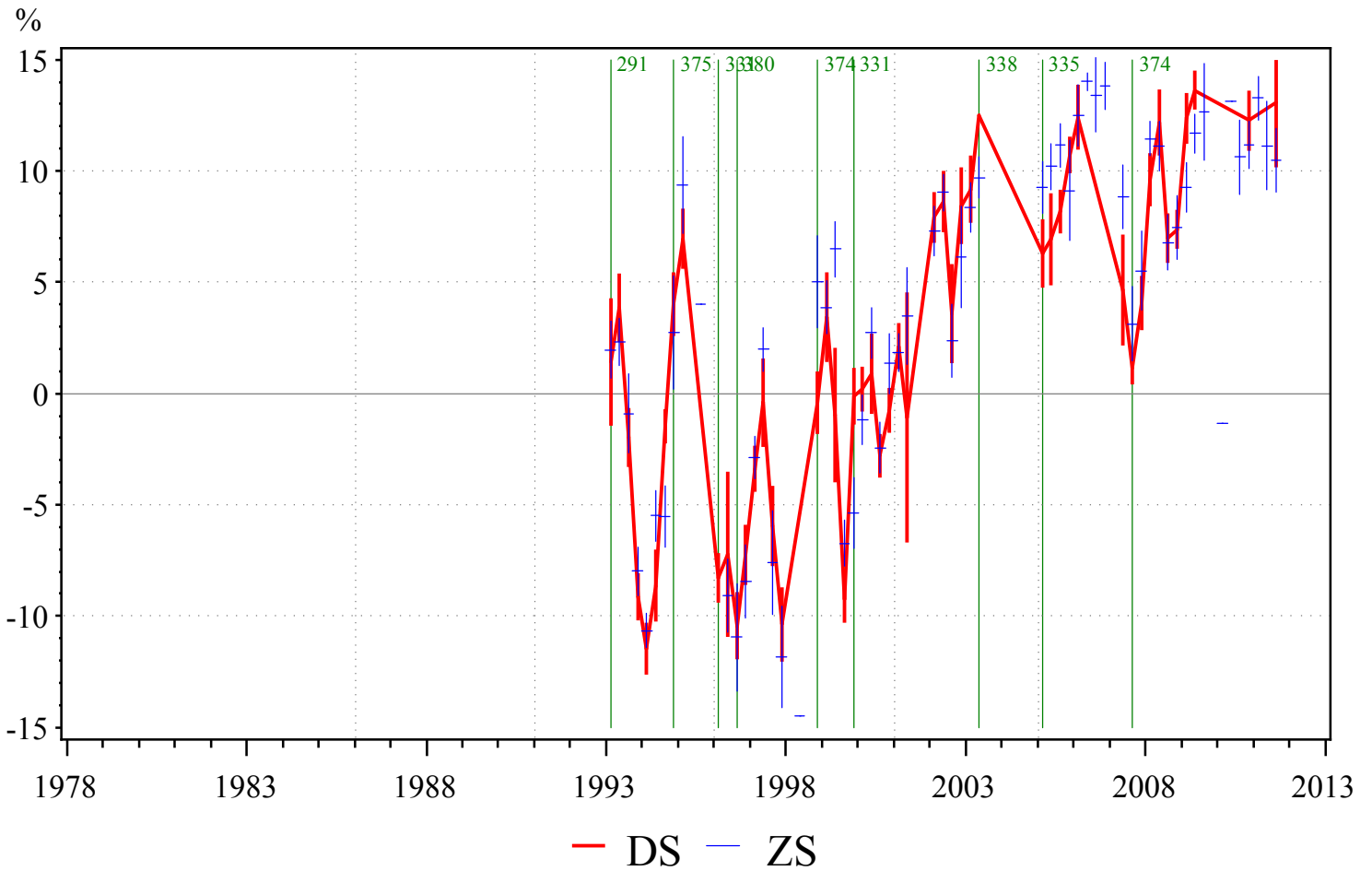
223 NAMPULA, 15S, 39E, Filter



17:21 Wednesday, October 31, 2012 7

Obs	Direct Sun Statistics	1978-1985	1986-1990	1991-1995	1996-2000	2001-2005	2006-2010	Mean	Range
DS	Number of days	367	367	0
	Bias	-1.12	-1.12	0
	Daily sigma	2.7	2.7	0
	Monthly sigma	1.72	1.72	0
	Seasonal ampl.	1.97	1.97	0
	Annual range	0.1	0.1	0
ZS	Number of days	142	.	11	.	.	.	76.5	131
	Bias	-2.01	.	25.13	.	.	.	11.56	27.14
	Daily sigma	3.22	.	8.12	.	.	.	5.67	4.9
	Monthly sigma	2.35	2.35	0
	Annual range	0.38	0.38	0

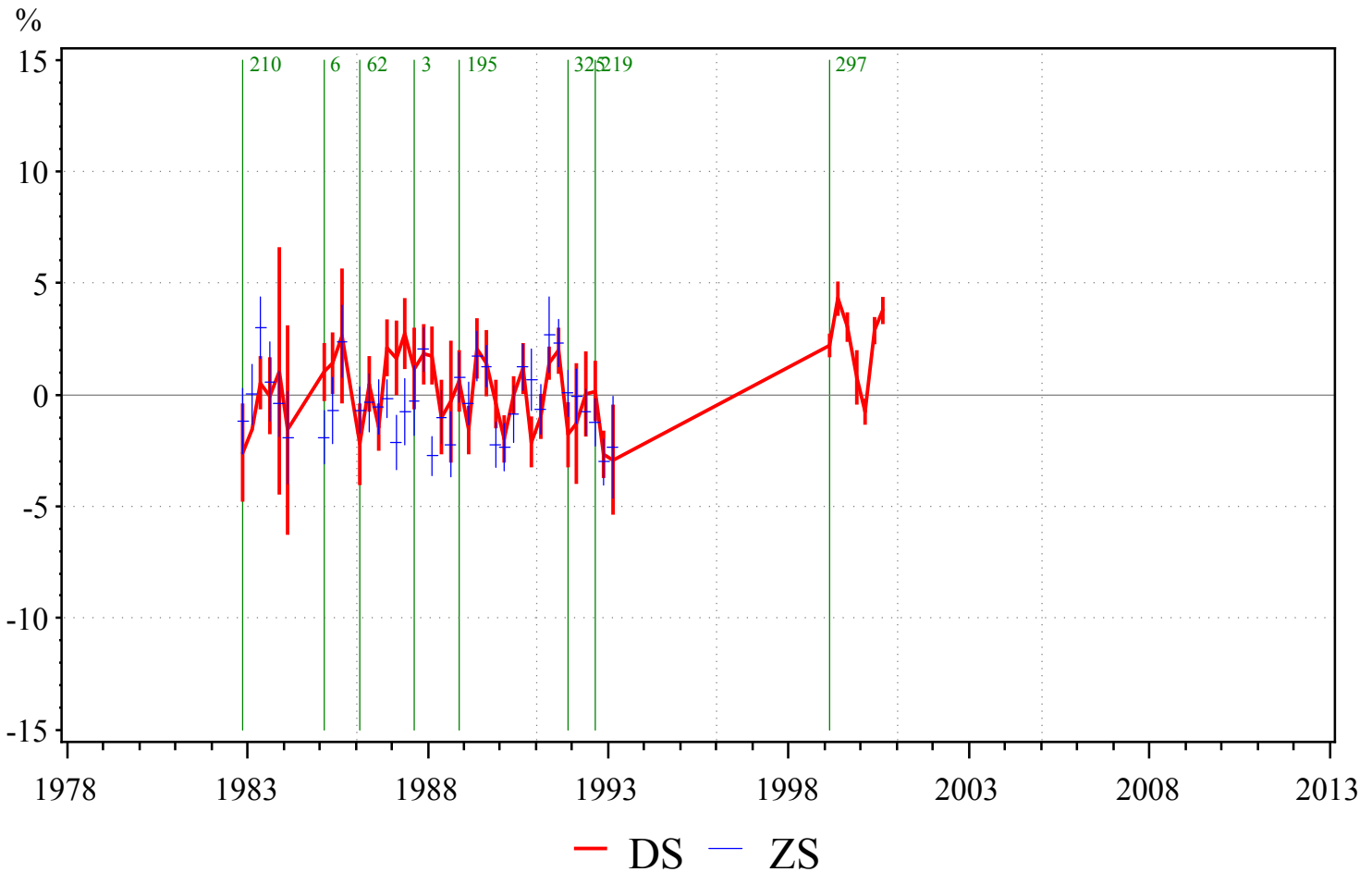
330 HANOI, 21N, 106E, Filter



17:21 Wednesday, October 31, 2012 8

Obs	Direct Sun Statistics	1978-1985	1986-1990	1991-1995	1996-2000	2001-2005	2006-2010	Mean	Range
DS	Number of days	.	.	232	499	382	734	371	267
	Bias	.	.	-2.9	-4.91	9.98	21.79	0.72	14.88
	Daily sigma	.	.	7.62	8.4	8.98	15.19	8.33	1.36
	Monthly sigma	.	.	6.89	7.25	7.79	14.98	7.31	0.9
	Seasonal ampl.	.	.	.	4.94	3.69	6.87	4.31	1.25
	Annual range	.	.	6.15	12.12	2.41	23.85	6.89	9.72
ZS	Number of days	.	.	247	687	410	693	448	440
	Bias	.	.	-2.43	-8.37	8.75	17.81	-0.69	17.12
	Daily sigma	.	.	6.68	13.5	8.53	10.24	9.57	6.82
	Monthly sigma	.	.	5.05	12.3	7.48	9.49	8.27	7.25
	Seasonal ampl.	.	.	.	5.02	2.69	5.28	3.85	2.33
	Annual range	.	.	1.4	22.61	14.16	13.14	12.73	21.21

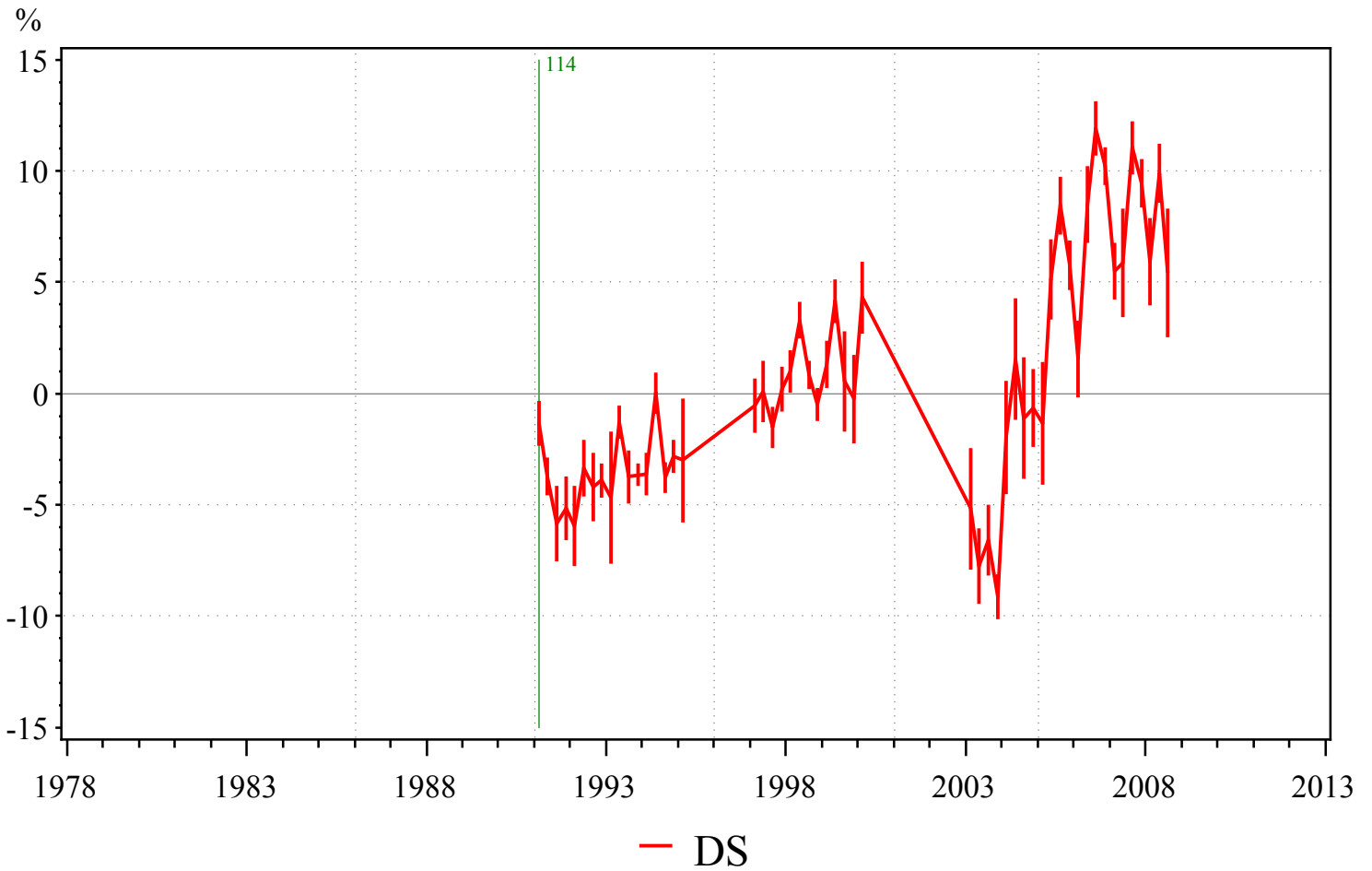
311 HAVANA, 23N, 83W, Filter



17:21 Wednesday, October 31, 2012 9

Obs	Direct Sun Statistics	1978-1985	1986-1990	1991-1995	1996-2000	2001-2005	2006-2010	Mean	Range
DS	Number of days	135	540	231	439	.	.	336.25	405
	Bias	0.67	0	-0.02	2.53	.	.	0.79	2.55
	Daily sigma	4.36	3.8	3.86	3.17	.	.	3.8	1.19
	Monthly sigma	1.43	1.91	2.83	2.1	.	.	2.07	1.4
	Seasonal ampl.	.	0.97	.	2.22	.	.	1.59	1.26
	Annual range	.	2.64	1.55	0.4	.	.	1.53	2.24
ZS	Number of days	386	1048	355	.	.	.	596.33	693
	Bias	-0.05	-0.44	-0.19	.	.	.	-0.23	0.39
	Daily sigma	4.98	4.45	4.16	.	.	.	4.53	0.82
	Monthly sigma	2.69	2.24	2.32	.	.	.	2.42	0.45
	Seasonal ampl.	2.07	1.12	1.06	.	.	.	1.42	1
	Annual range	2.97	0.98	2.78	.	.	.	2.24	1.99

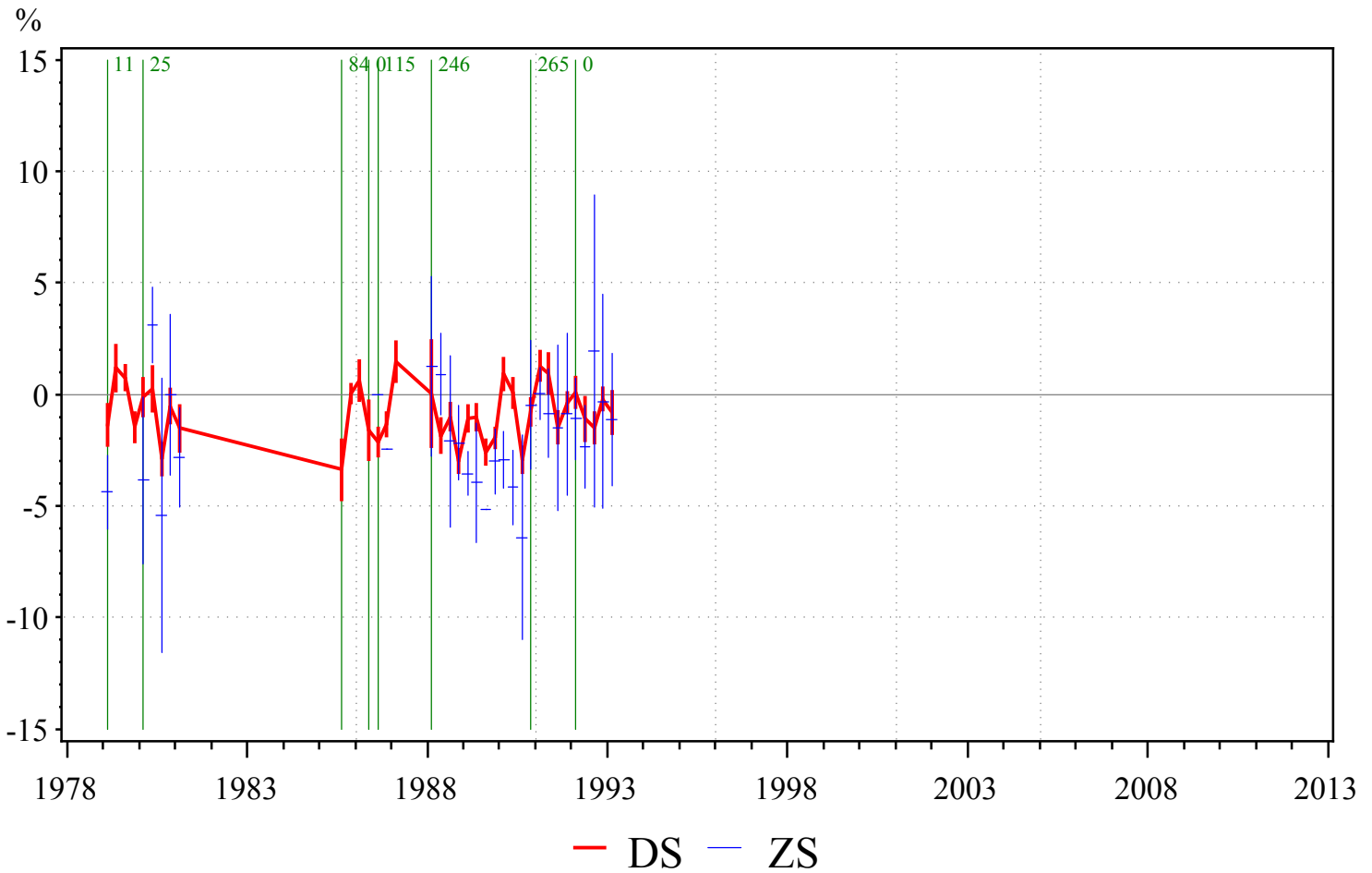
298 ALEPPO, 36N, 37E, Filter



17:21 Wednesday, October 31, 2012 10

Obs	Direct Sun Statistics	1978-1985	1986-1990	1991-1995	1996-2000	2001-2005	2006-2010	Mean	Range
DS	Number of days	.	.	533	560	380	419	491	180
	Bias	.	.	-3.26	0.85	-1.42	11.5	-1.28	4.1
	Daily sigma	.	.	4.7	4.21	9.43	7.39	6.11	5.22
	Monthly sigma	.	.	2.2	2.26	7.62	5.17	4.03	5.42
	Seasonal ampl.	.	.	1.55	1.59	4.45	4.75	2.53	2.9
	Annual range	.	.	3.17	3.15	15.12	2.11	7.14	11.96

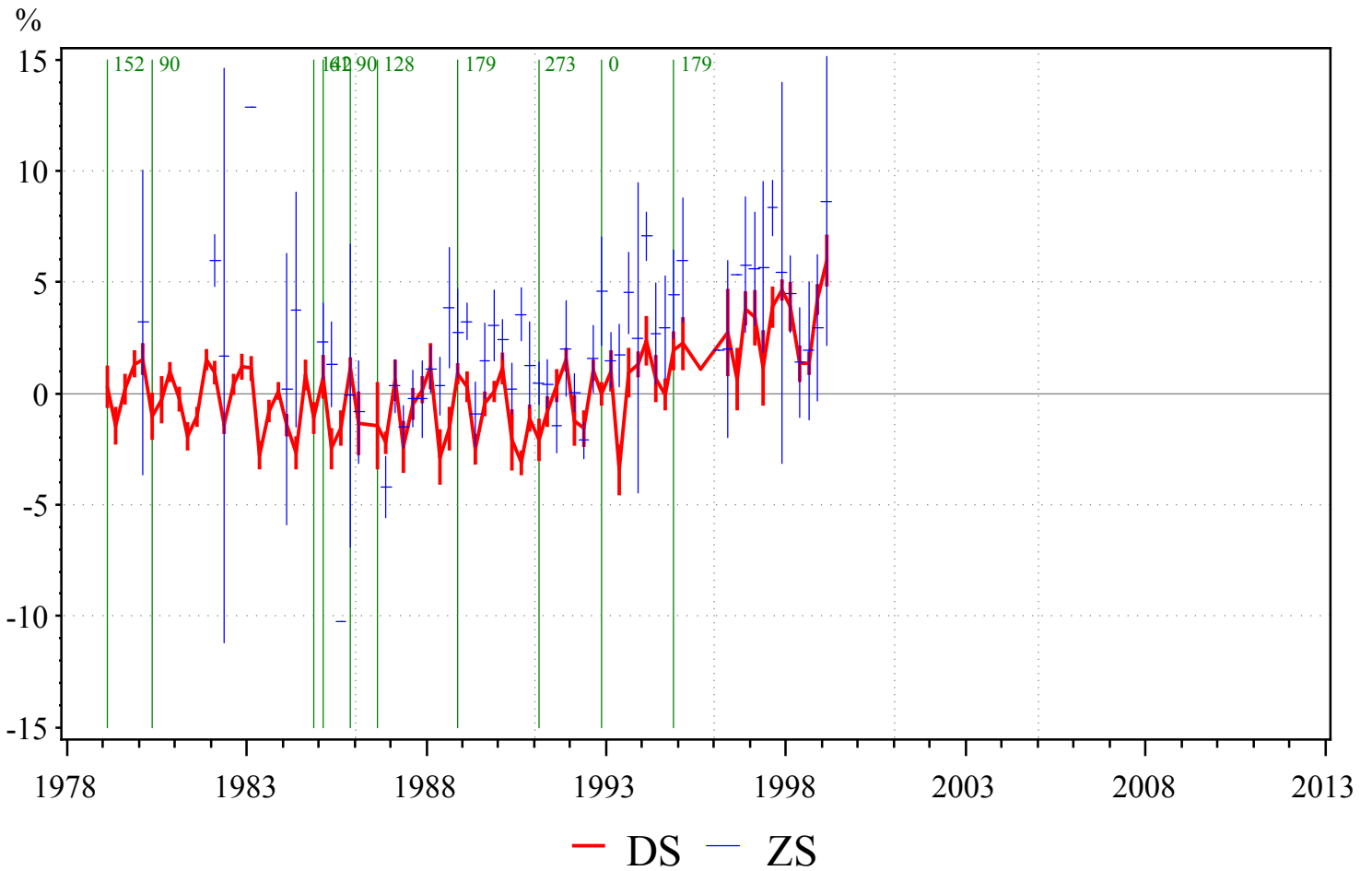
090 ASHKHABAD, 38N, 58E, Filter



17:21 Wednesday, October 31, 2012 11

Obs	Direct Sun Statistics	1978-1985	1986-1990	1991-1995	1996-2000	2001-2005	2006-2010	Mean	Range
DS	Number of days	706	1146	502	.	.	.	784.67	644
	Bias	-0.55	-1.33	-0.66	.	.	.	-0.85	0.78
	Daily sigma	4.19	3.32	3.15	.	.	.	3.56	1.04
	Monthly sigma	1.89	1.7	0.99	.	.	.	1.52	0.9
	Seasonal ampl.	1.08	1.39	0.66	.	.	.	1.04	0.74
	Annual range	1.48	0.94	0.43	.	.	.	0.95	1.06
ZS	Number of days	72	146	112	.	.	.	110	74
	Bias	-1.26	-1.92	-1.42	.	.	.	-1.53	0.66
	Daily sigma	5.18	4.87	4.89	.	.	.	4.98	0.31
	Monthly sigma	4.8	2.45	1.31	.	.	.	2.85	3.49

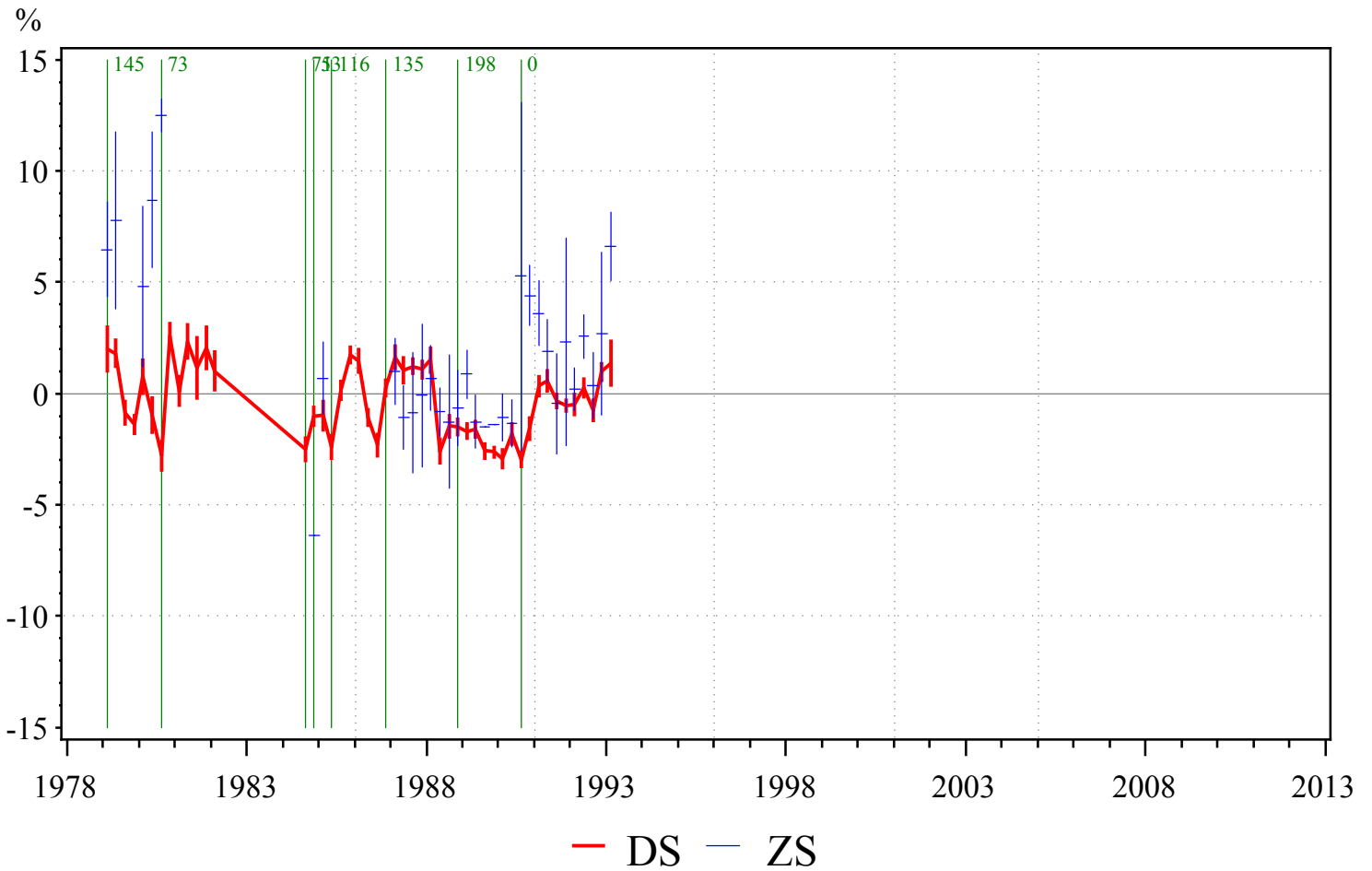
113 DUSHANBE, 39N, 69E, Filter



17:21 Wednesday, October 31, 2012 12

Obs	Direct Sun Statistics	1978-1985	1986-1990	1991-1995	1996-2000	2001-2005	2006-2010	Mean	Range
DS	Number of days	2075	957	707	420	.	.	1039.75	1655
	Bias	-0.17	-0.81	0.38	3.48	.	.	0.72	4.29
	Daily sigma	3.26	3.19	3	3.33	.	.	3.19	0.34
	Monthly sigma	1.76	1.97	1.85	1.85	.	.	1.86	0.21
	Seasonal ampl.	1.49	1.46	1.35	2.19	.	.	1.62	0.84
	Annual range	1.2	1.89	1.2	0.6	.	.	1.22	1.29
ZS	Number of days	59	526	395	103	.	.	270.75	467
	Bias	1.48	0.92	1.79	4.37	.	.	2.14	3.45
	Daily sigma	4.77	3.94	4.56	5.85	.	.	4.78	1.91
	Monthly sigma	3	2.05	3.15	2.17	.	.	2.59	1.1
	Seasonal ampl.	.	1.14	1.65	.	.	.	1.4	0.51
	Annual range	.	1.75	3.16	.	.	.	2.46	1.41

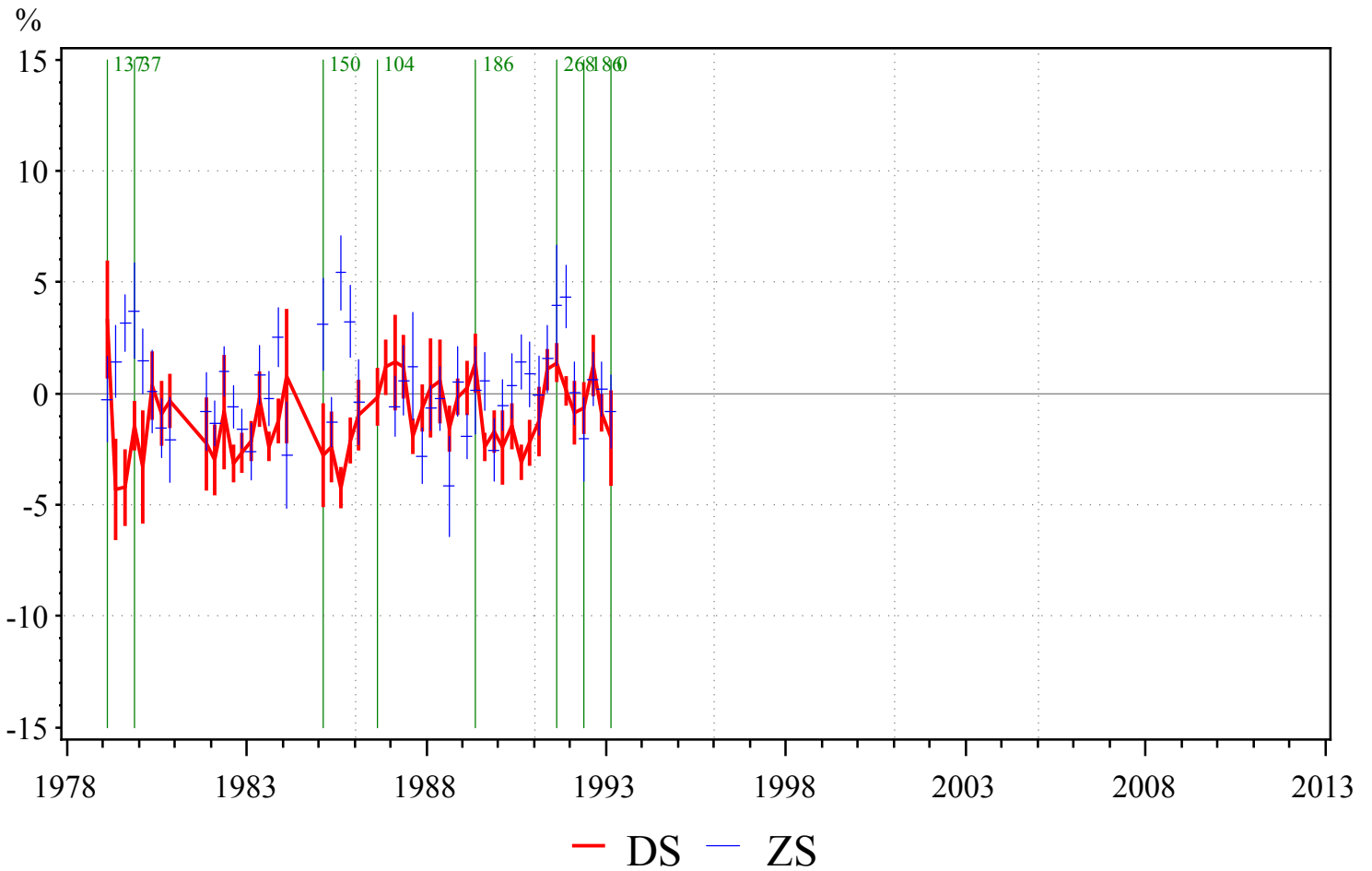
278 CARDZOU, 39N, 64E, Filter



17:21 Wednesday, October 31, 2012 13

Obs	Direct Sun Statistics	1978-1985	1986-1990	1991-1995	1996-2000	2001-2005	2006-2010	Mean	Range
DS	Number of days	1428	1556	519	.	.	.	1167.67	1037
	Bias	0.37	-0.96	0.01	.	.	.	-0.19	1.33
	Daily sigma	3.83	2.77	2.02	.	.	.	2.87	1.81
	Monthly sigma	1.97	1.8	0.92	.	.	.	1.56	1.05
	Seasonal ampl.	0.85	1.19	0.59	.	.	.	0.88	0.6
	Annual range	2.75	3.64	0.63	.	.	.	2.34	3.01
ZS	Number of days	61	217	142	.	.	.	140	156
	Bias	6.82	-0.08	2.13	.	.	.	2.96	6.9
	Daily sigma	7.13	3.47	3.67	.	.	.	4.76	3.66
	Monthly sigma	4.98	1.83	2.1	.	.	.	2.97	3.15
	Annual range	.	.	2.68	.	.	.	2.68	0

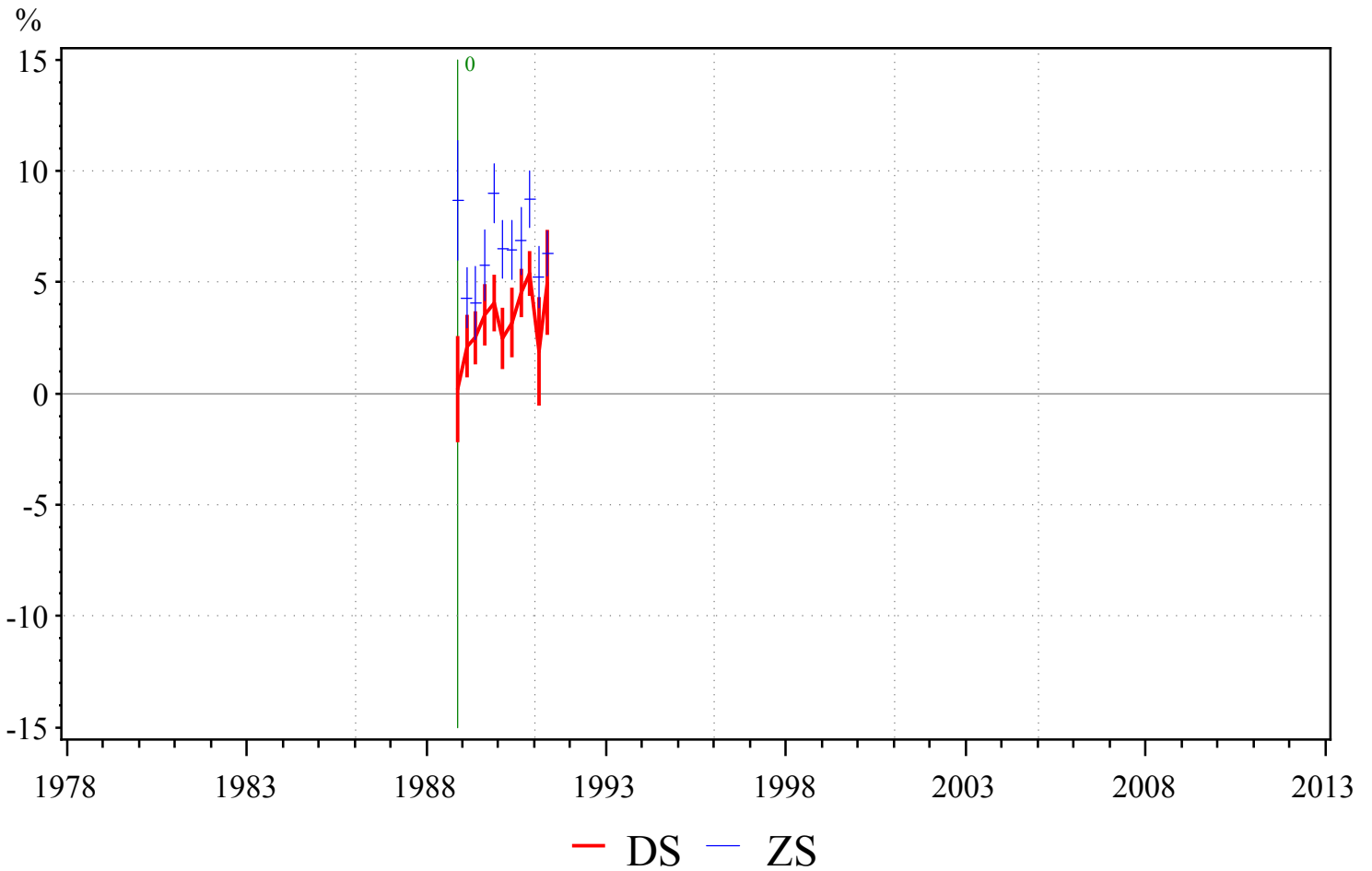
185 TBILISI, 42N, 45E, Filter



17:21 Wednesday, October 31, 2012 14

Obs	Direct Sun Statistics	1978-1985	1986-1990	1991-1995	1996-2000	2001-2005	2006-2010	Mean	Range
DS	Number of days	656	774	376	.	.	.	602	398
	Bias	-1.75	-1.12	0.16	.	.	.	-0.9	1.91
	Daily sigma	4.15	4.09	3.9	.	.	.	4.05	0.25
	Monthly sigma	2.03	1.74	1.29	.	.	.	1.69	0.74
	Seasonal ampl.	0.92	1.13	1.06	.	.	.	1.03	0.21
	Annual range	2.14	2.95	0.81	.	.	.	1.97	2.15
ZS	Number of days	867	608	242	.	.	.	572.33	625
	Bias	0.28	-0.52	0.79	.	.	.	0.18	1.32
	Daily sigma	5.18	4.74	4.55	.	.	.	4.82	0.63
	Monthly sigma	2.7	1.93	2.43	.	.	.	2.35	0.77
	Seasonal ampl.	1.04	0.62	0.83	0.42
	Annual range	3.26	1.58	1.34	.	.	.	2.06	1.91

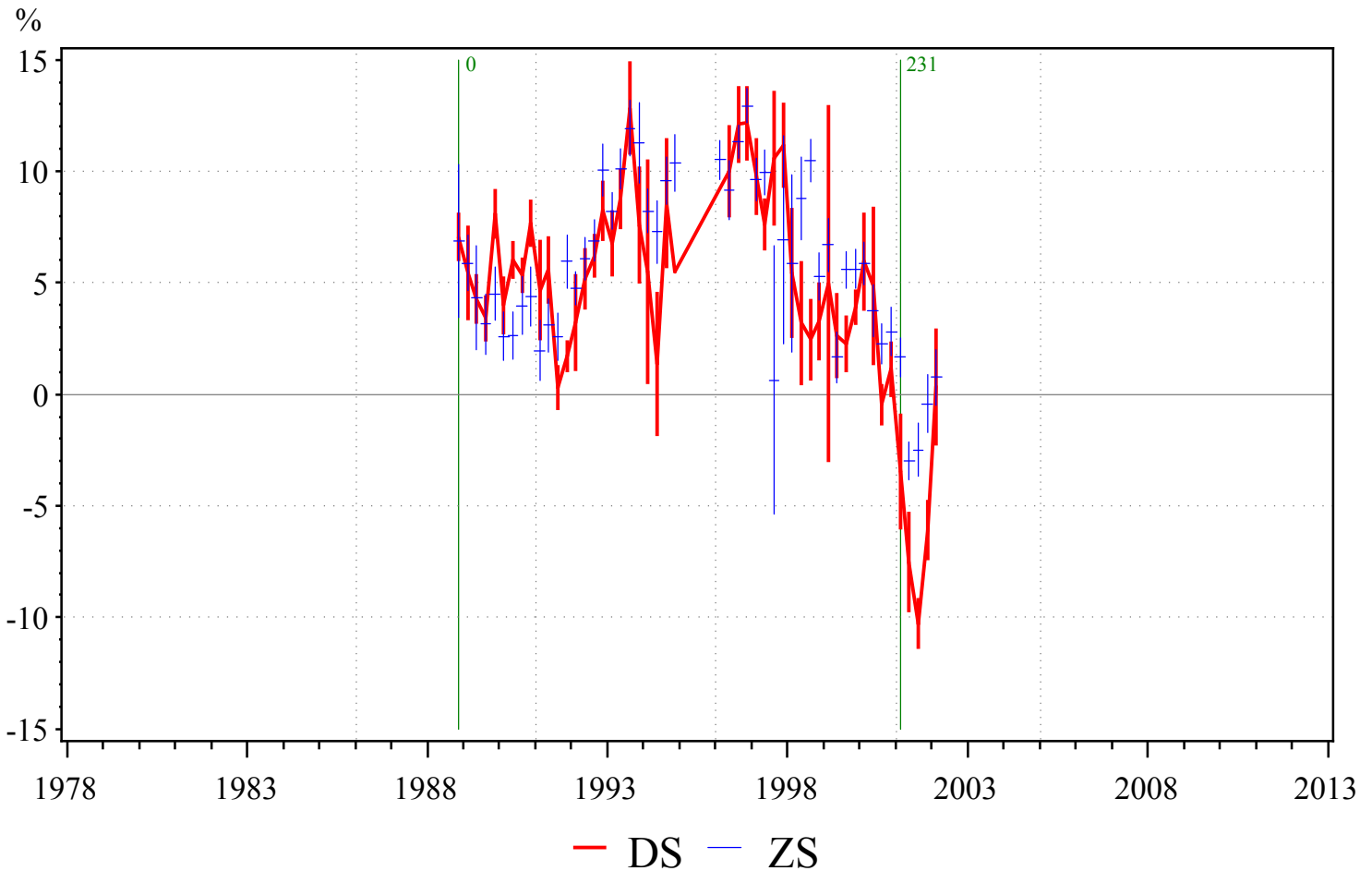
286 PRIMORSKO, 42N, 28E, Filter



17:21 Wednesday, October 31, 2012 16

Obs	Direct Sun Statistics	1978-1985	1986-1990	1991-1995	1996-2000	2001-2005	2006-2010	Mean	Range
DS	Number of days	.	338	15	.	.	.	176.5	323
	Bias	.	3.27	4.99	.	.	.	4.13	1.72
	Daily sigma	.	4.62	6.1	.	.	.	5.36	1.48
	Monthly sigma	.	1.93	1.93	0
	Seasonal ampl.	.	1.02	1.02	0
	Annual range	.	1.25	1.25	0
ZS	Number of days	.	391	58	.	.	.	224.5	333
	Bias	.	7.7	6.92	.	.	.	7.31	0.79
	Daily sigma	.	6.31	6.33	.	.	.	6.32	0.02
	Monthly sigma	.	3.15	1.54	.	.	.	2.34	1.62
	Seasonal ampl.	.	2.27	2.27	0
	Annual range	.	1.83	1.83	0

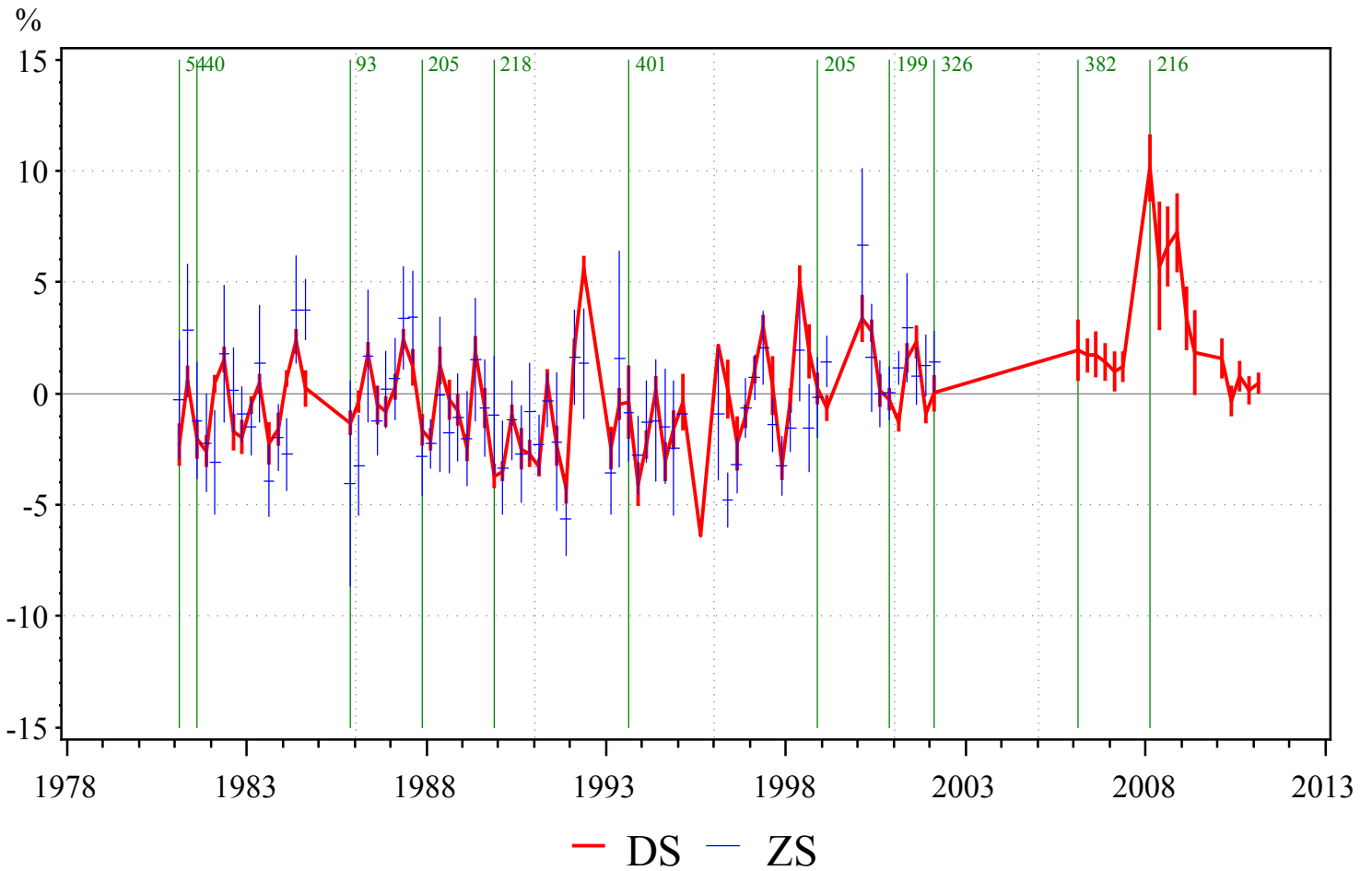
132 SOFIA, 43N, 23E, Filter



17:21 Wednesday, October 31, 2012 17

Obs	Direct Sun Statistics	1978-1985	1986-1990	1991-1995	1996-2000	2001-2005	2006-2010	Mean	Range
DS	Number of days	.	235	316	385	87	.	255.75	298
	Bias	.	5.69	7.49	5.42	-7.62	.	2.74	15.11
	Daily sigma	.	3.52	6.17	7.91	4.8	.	5.6	4.39
	Monthly sigma	.	1.96	5.02	5.54	3.37	.	3.97	3.59
	Seasonal ampl.	.	.	1.09	2.12	.	.	1.61	1.03
	Annual range	.	1.03	9.46	13.01	.	.	7.83	11.99
ZS	Number of days	.	284	703	1071	246	.	576	825
	Bias	.	3.94	7.9	9.96	-1.26	.	5.14	11.22
	Daily sigma	.	3.89	5.48	9.33	4.34	.	5.76	5.44
	Monthly sigma	.	1.8	3.67	7.58	1.92	.	3.74	5.78
	Seasonal ampl.	.	.	1.69	3.27	.	.	2.48	1.58
	Annual range	.	0.79	7	16.61	.	.	8.13	15.82

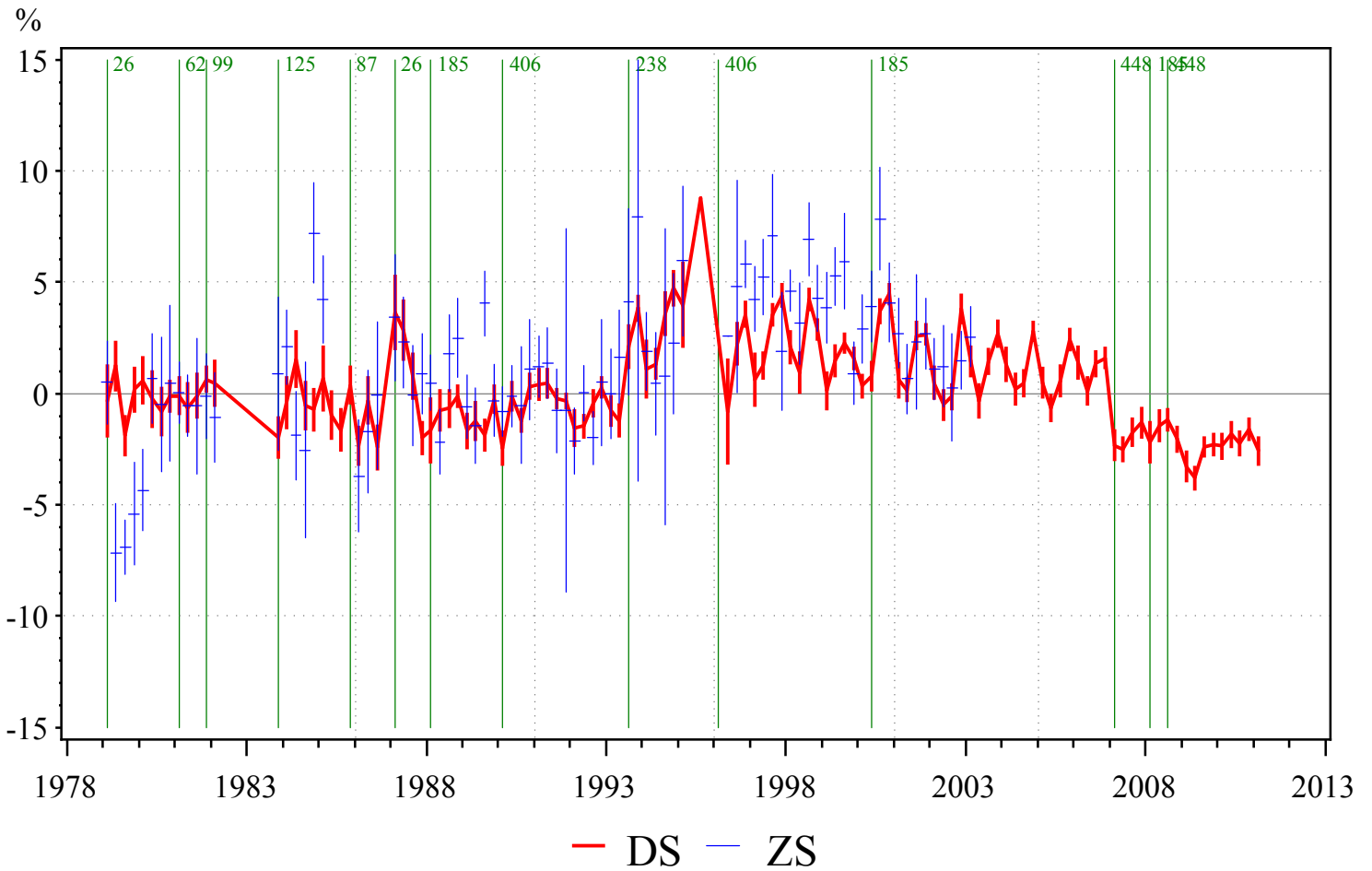
016 VLADIVOSTOK, 43N, 132E, Filter



17:21 Wednesday, October 31, 2012 18

Obs	Direct Sun Statistics	1978-1985	1986-1990	1991-1995	1996-2000	2001-2005	2006-2010	Mean	Range
DS	Number of days	1130	1365	732	845	244	1161	863.2	1121
	Bias	-0.45	-0.79	-0.47	0.82	0.59	4.89	-0.06	1.62
	Daily sigma	3.07	3.34	3.87	3.44	2.89	7.69	3.32	0.98
	Monthly sigma	1.93	2.22	3	2.35	1.74	5.76	2.25	1.26
	Seasonal ampl.	2.01	1.72	2.58	2.52	.	0.93	2.21	0.85
	Annual range	2.29	2.9	6.36	2.57	.	12.61	3.53	4.07
ZS	Number of days	240	292	167	363	107	.	233.8	256
	Bias	-0.7	-0.86	-1.69	-0.54	1.33	.	-0.49	3.02
	Daily sigma	4.85	4.71	4.48	4.52	3.82	.	4.48	1.02
	Monthly sigma	3.11	1.71	1.97	2.61	1.51	.	2.18	1.6
	Seasonal ampl.	.	.	.	1.84	.	.	1.84	0
	Annual range	1.63	.	.	2.69	.	.	2.16	1.06

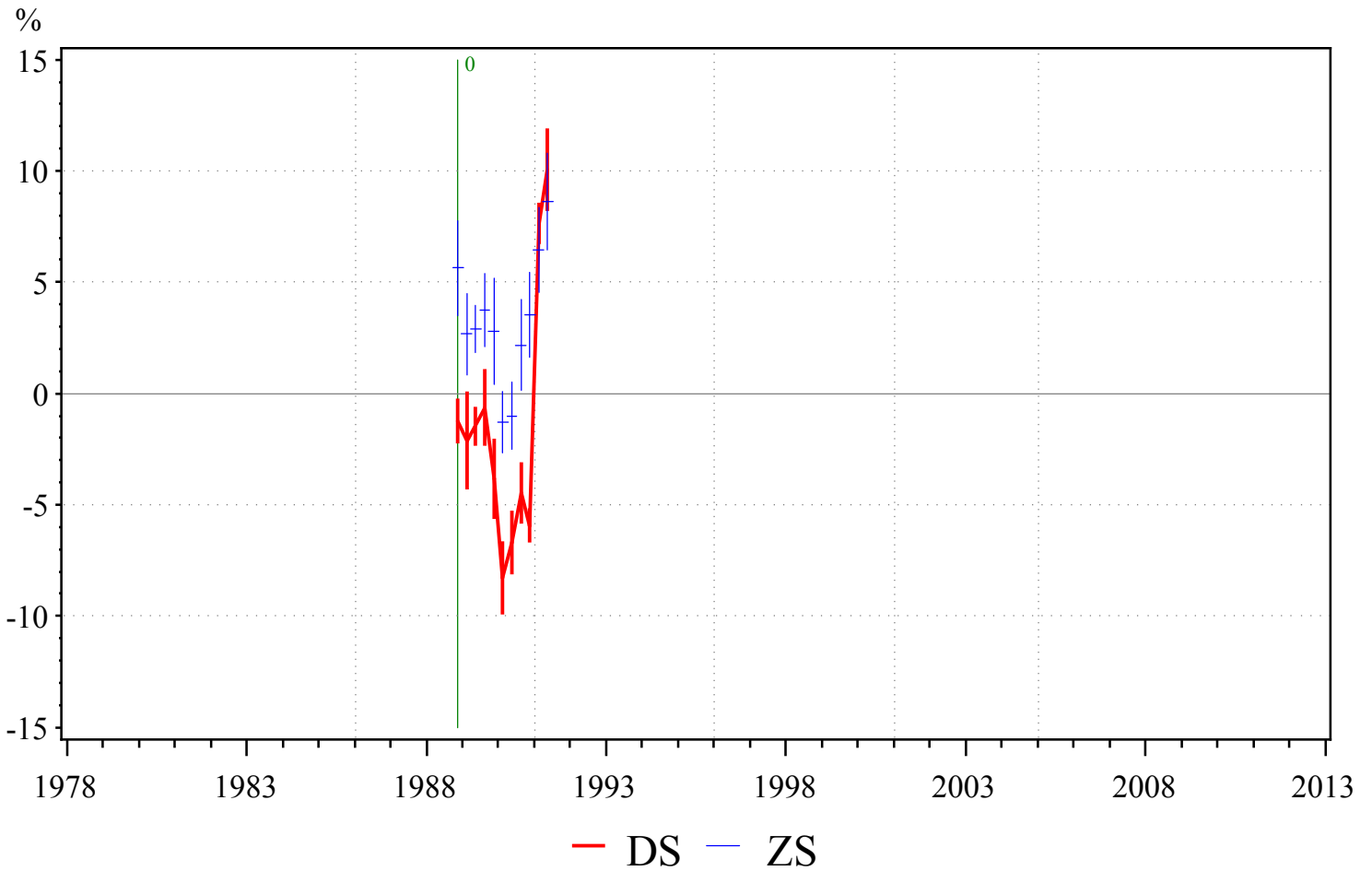
003 ALMA-ATA, 43N, 77E, Filter



17:21 Wednesday, October 31, 2012 19

Obs	Direct Sun Statistics	1978-1985	1986-1990	1991-1995	1996-2000	2001-2005	2006-2010	Mean	Range
DS	Number of days	1376	1096	893	1056	1554	1692	1195	661
	Bias	-0.31	-0.68	0.48	2.44	1.23	-1.62	0.63	3.13
	Daily sigma	4.82	3.6	3.14	2.9	3.29	3.18	3.55	1.92
	Monthly sigma	1.88	1.67	2.13	1.68	1.52	1.65	1.78	0.61
	Seasonal ampl.	0.47	0.07	1.13	1.89	1.77	0.73	1.07	1.82
	Annual range	1.21	1.8	3.46	1.58	0.79	3.09	1.77	2.67
ZS	Number of days	405	400	211	382	168	.	313.2	237
	Bias	-1.08	0.15	0.83	4.59	1.58	.	1.22	5.67
	Daily sigma	6.77	4.78	4.41	4.39	3.96	.	4.86	2.81
	Monthly sigma	4.06	2.25	2.39	2.2	1	.	2.38	3.06
	Seasonal ampl.	1.31	1.37	.	1.54	.	.	1.4	0.23
	Annual range	8.1	1.12	.	1.25	0.3	.	2.7	7.79

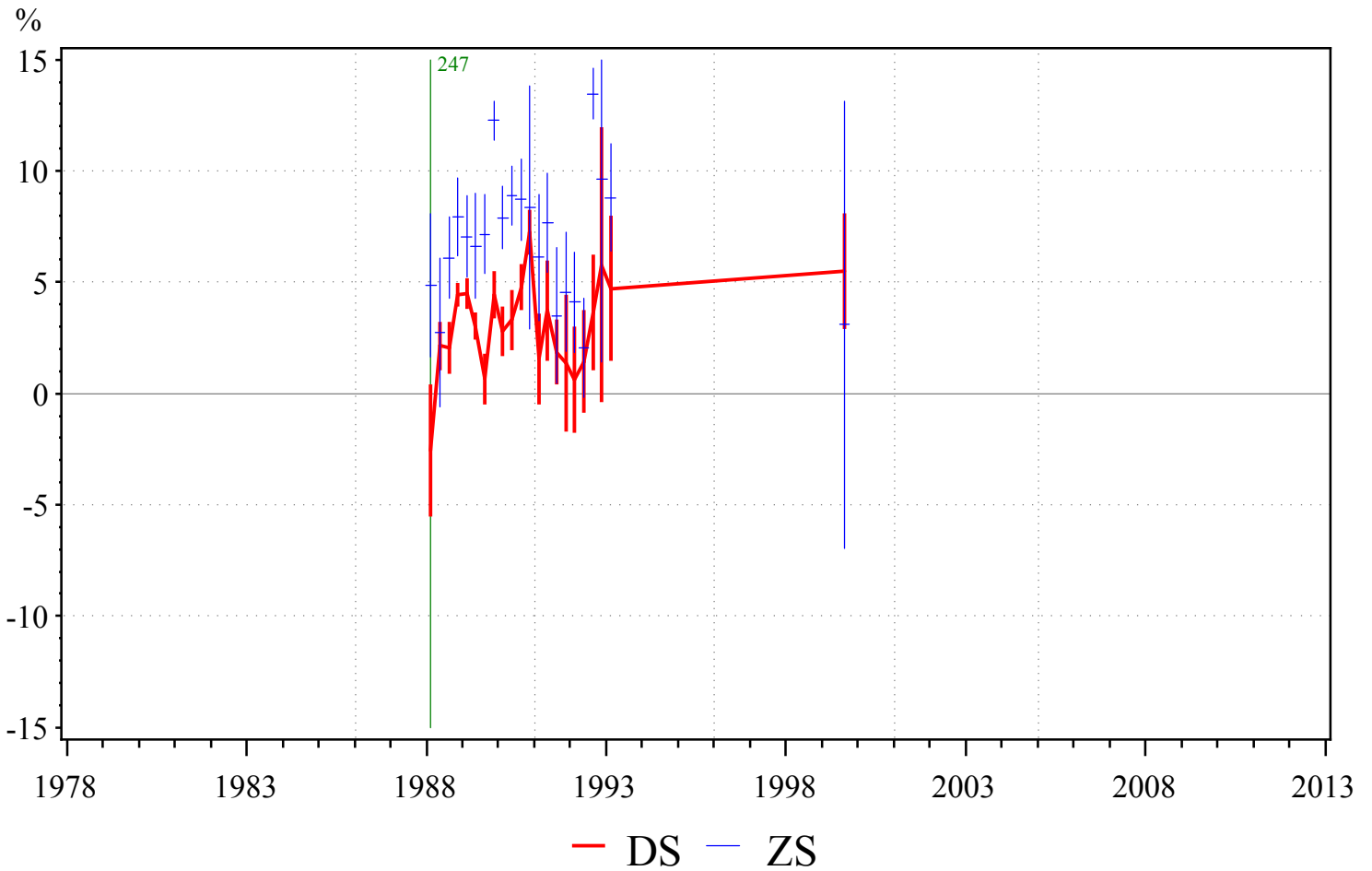
285 CAPE KALIAKRA, 43N, 28E, Filter



17:21 Wednesday, October 31, 2012 20

Obs	Direct Sun Statistics	1978-1985	1986-1990	1991-1995	1996-2000	2001-2005	2006-2010	Mean	Range
DS	Number of days	.	382	14	.	.	.	198	368
	Bias	.	-3.38	9.49	.	.	.	3.06	12.87
	Daily sigma	.	5.75	2.63	.	.	.	4.19	3.11
	Monthly sigma	.	4.4	4.4	0
	Seasonal ampl.	.	1.31	1.31	0
	Annual range	.	3.23	3.23	0
ZS	Number of days	.	275	30	.	.	.	152.5	245
	Bias	.	2.64	9.1	.	.	.	5.87	6.46
	Daily sigma	.	5.4	4.76	.	.	.	5.08	0.64
	Monthly sigma	.	3.12	1.04	.	.	.	2.08	2.09
	Annual range	.	0.4	0.4	0

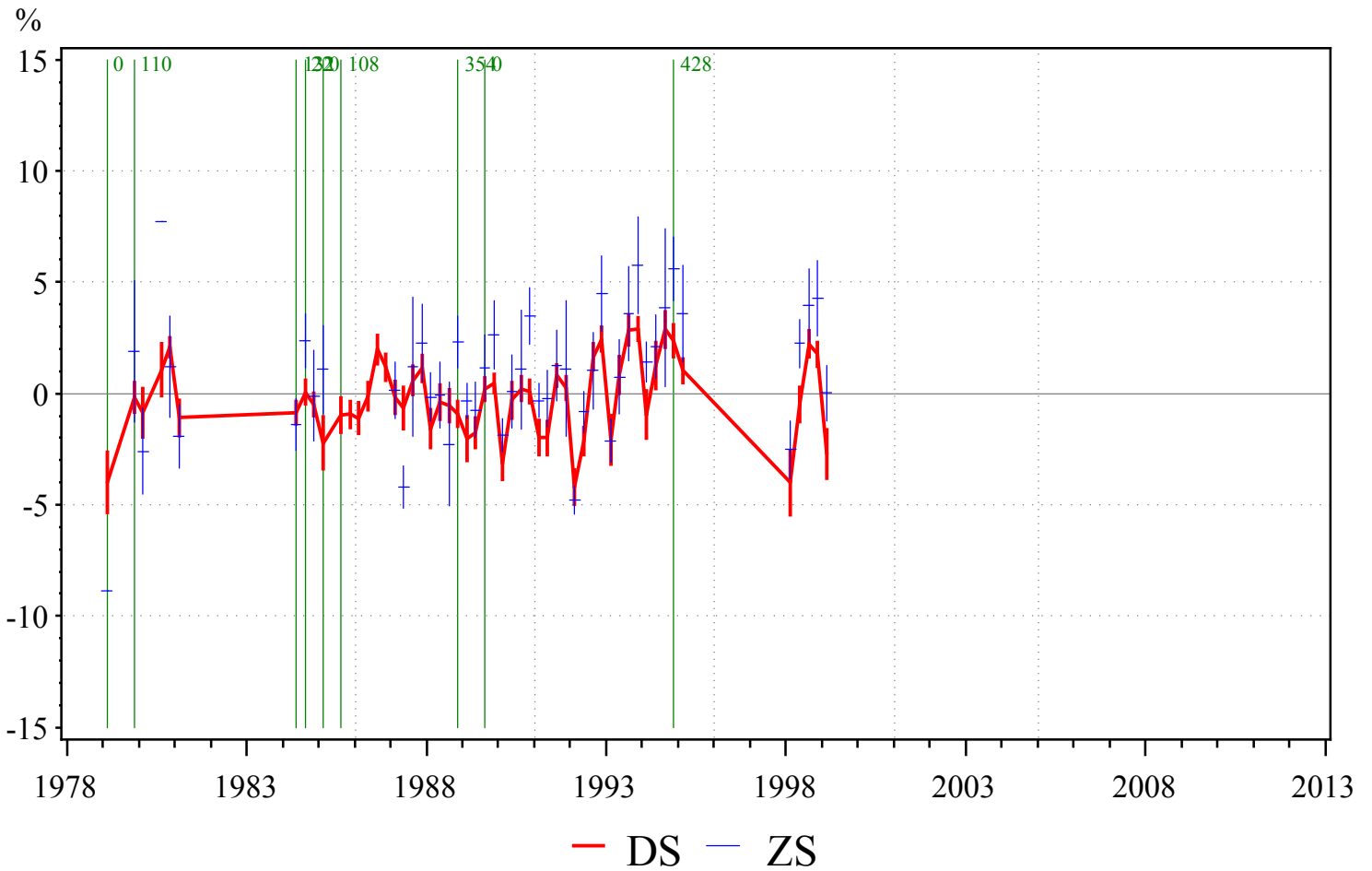
452 SAINSHAND, 45N, 110E, Filter



17:21 Wednesday, October 31, 2012 21

Obs	Direct Sun Statistics	1978-1985	1986-1990	1991-1995	1996-2000	2001-2005	2006-2010	Mean	Range
DS	Number of days	.	777	371	24	.	.	390.67	753
	Bias	.	3.61	6.17	8.85	.	.	6.21	5.24
	Daily sigma	.	5.44	12.62	7.73	.	.	8.6	7.18
	Monthly sigma	.	3.08	7.47	.	.	.	5.27	4.4
	Seasonal ampl.	.	1.59	3.38	.	.	.	2.49	1.79
	Annual range	.	2.13	4.82	.	.	.	3.48	2.69
ZS	Number of days	.	218	232	.	.	.	225	14
	Bias	.	9.26	14.11	.	.	.	11.68	4.85
	Daily sigma	.	6.78	12.43	.	.	.	9.6	5.66
	Monthly sigma	.	2.79	9	.	.	.	5.9	6.2
	Annual range	.	2.95	12.06	.	.	.	7.51	9.12

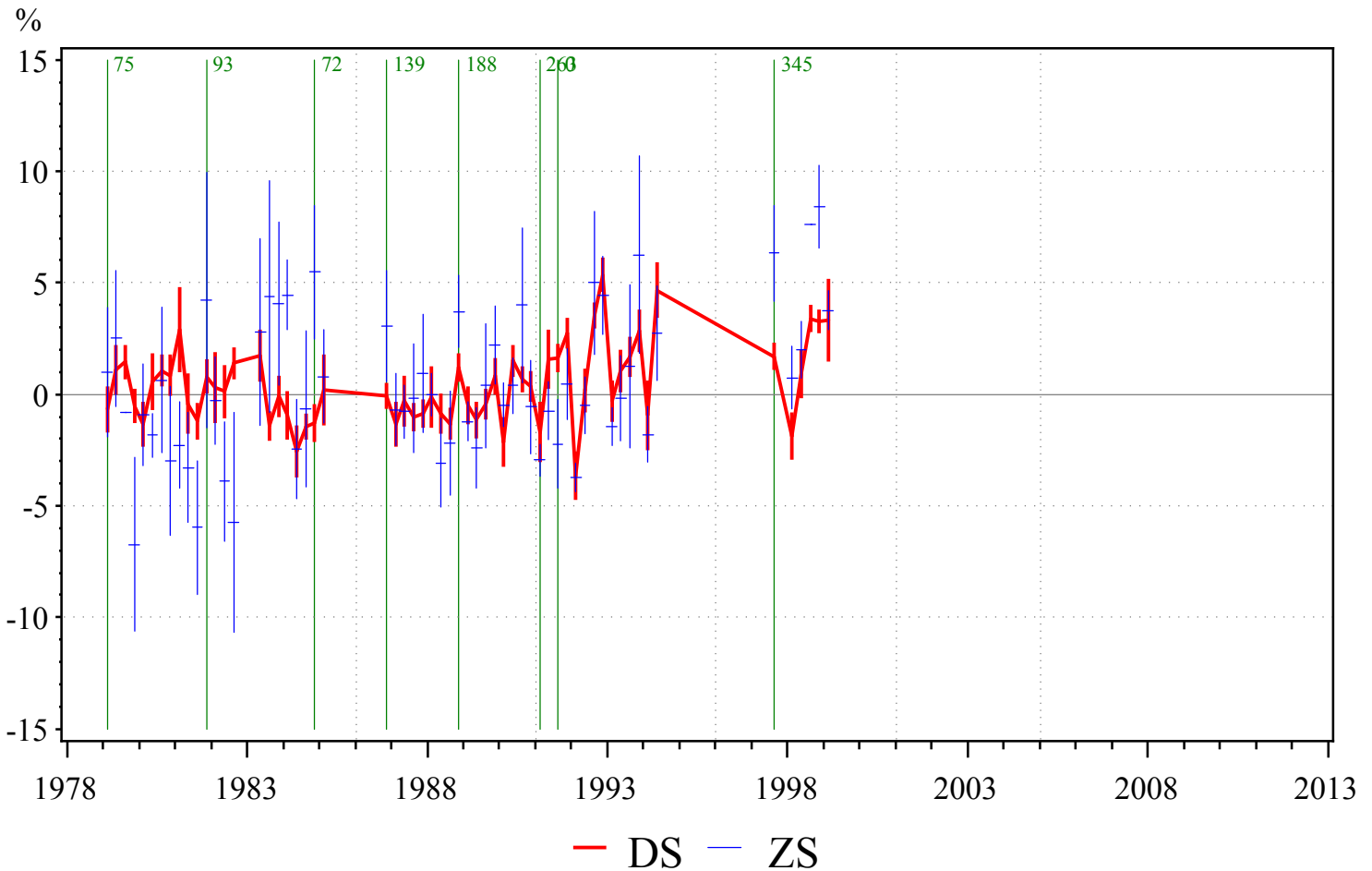
086 FEODOSIJA, 45N, 35E, Filter



17:21 Wednesday, October 31, 2012 22

Obs	Direct Sun Statistics	1978-1985	1986-1990	1991-1995	1996-2000	2001-2005	2006-2010	Mean	Range
DS	Number of days	662	1271	688	213	.	.	708.5	1058
	Bias	-0.52	0.02	0.71	0.85	.	.	0.26	1.36
	Daily sigma	3.14	3.33	3.23	3.41	.	.	3.28	0.26
	Monthly sigma	1.66	1.68	2.54	2.76	.	.	2.16	1.1
	Seasonal ampl.	1.31	1.39	2.67	.	.	.	1.79	1.36
	Annual range	2.37	1.6	2.26	.	.	.	2.08	0.77
ZS	Number of days	120	405	375	100	.	.	250	305
	Bias	-0.78	-0.13	0.09	1.05	.	.	0.06	1.84
	Daily sigma	3.96	3.86	4.22	4.41	.	.	4.11	0.55
	Monthly sigma	1.42	2.47	2.9	2.77	.	.	2.39	1.48
	Seasonal ampl.	.	2.06	3.09	.	.	.	2.57	1.03
	Annual range	.	2.64	2.49	.	.	.	2.57	0.15

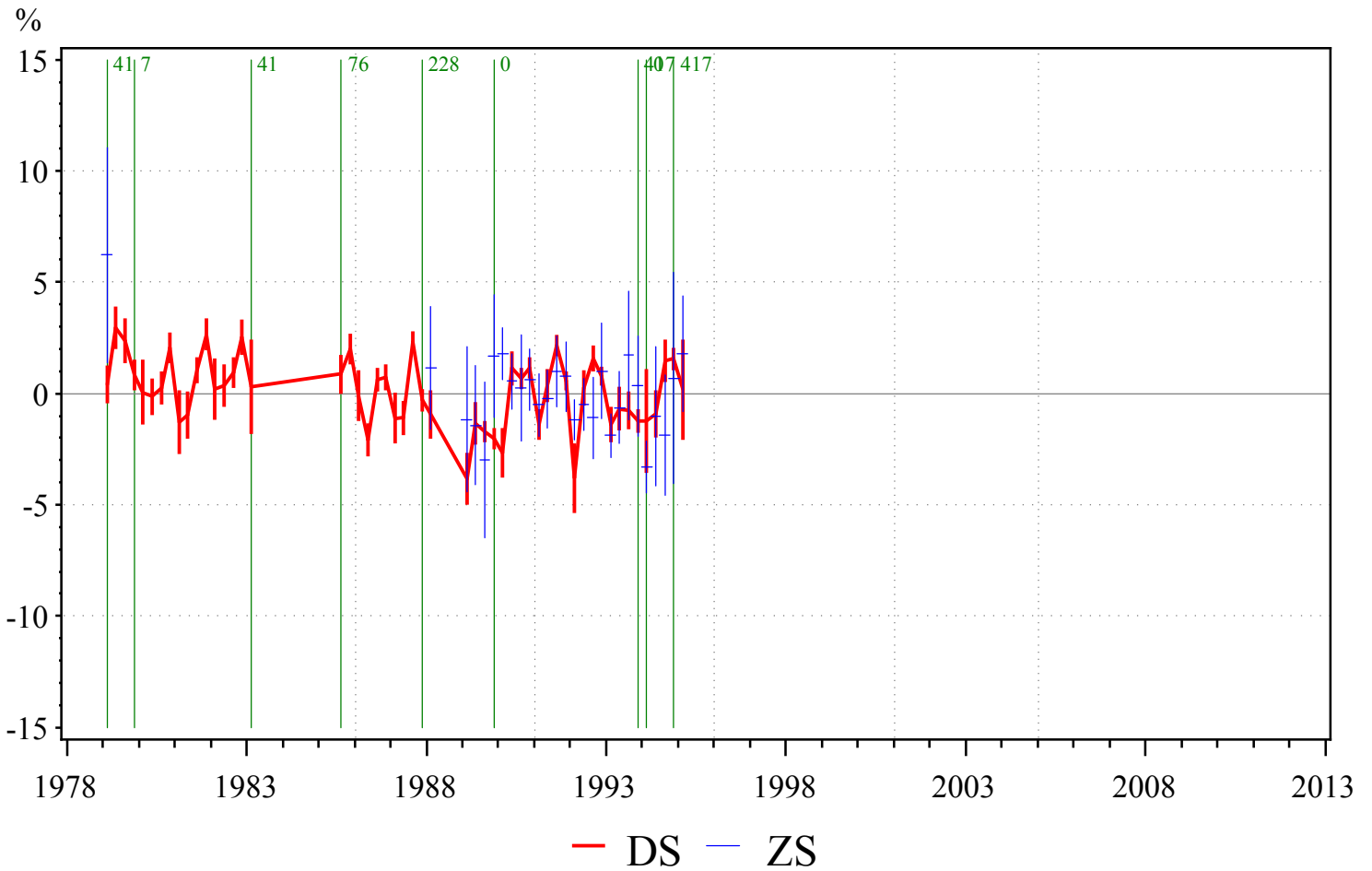
119 ODESSA, 46N, 31E, Filter



17:21 Wednesday, October 31, 2012 23

Obs	Direct Sun Statistics	1978-1985	1986-1990	1991-1995	1996-2000	2001-2005	2006-2010	Mean	Range
DS	Number of days	1316	1083	697	245	.	.	835.25	1071
	Bias	0.05	-0.25	2.01	2.42	.	.	1.06	2.67
	Daily sigma	3.99	3.19	3.89	2.84	.	.	3.48	1.14
	Monthly sigma	1.73	1.33	2.74	1.77	.	.	1.89	1.41
	Seasonal ampl.	0.25	0.41	2.63	.	.	.	1.1	2.38
	Annual range	2.29	1.17	1.09	.	.	.	1.52	1.2
ZS	Number of days	343	409	324	86	.	.	290.5	323
	Bias	-0.47	-0.57	-0.57	3.77	.	.	0.54	4.34
	Daily sigma	6.11	4.07	4.61	3.72	.	.	4.63	2.39
	Monthly sigma	2.97	2.03	2.94	2.55	.	.	2.62	0.94
	Seasonal ampl.	2.06	1.57	3.37	.	.	.	2.33	1.8
	Annual range	2.02	0.92	1.7	.	.	.	1.54	1.1

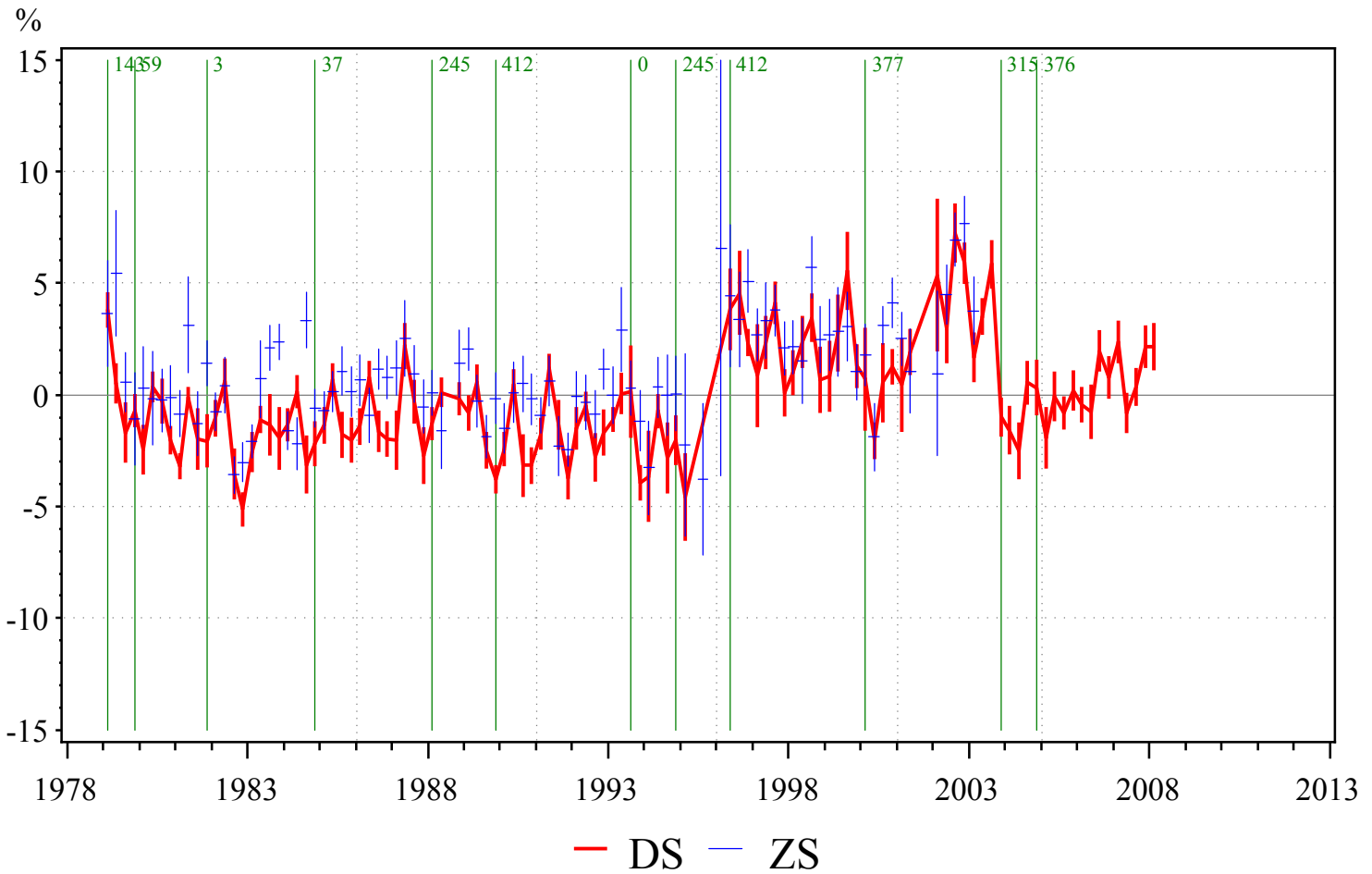
182 ARALSKOE MORE, 47N, 62E, Filter



17:21 Wednesday, October 31, 2012 24

Obs	Direct Sun Statistics	1978-1985	1986-1990	1991-1995	1996-2000	2001-2005	2006-2010	Mean	Range
DS	Number of days	1087	1028	694	.	.	.	936.33	393
	Bias	1.16	-0.36	0.38	.	.	.	0.39	1.52
	Daily sigma	3.98	3.03	2.67	.	.	.	3.23	1.31
	Monthly sigma	1.89	1.95	1.81	.	.	.	1.88	0.15
	Seasonal ampl.	0.97	1.56	1.68	.	.	.	1.4	0.72
	Annual range	1.55	2.39	1.84	.	.	.	1.93	0.84
ZS	Number of days	.	152	363	.	.	.	257.5	211
	Bias	.	0.19	-0.85	.	.	.	-0.33	1.03
	Daily sigma	.	4.08	4.1	.	.	.	4.09	0.03
	Monthly sigma	.	2.17	2.27	.	.	.	2.22	0.1
	Seasonal ampl.	.	.	1.65	.	.	.	1.65	0
	Annual range	.	.	1.09	.	.	.	1.09	0

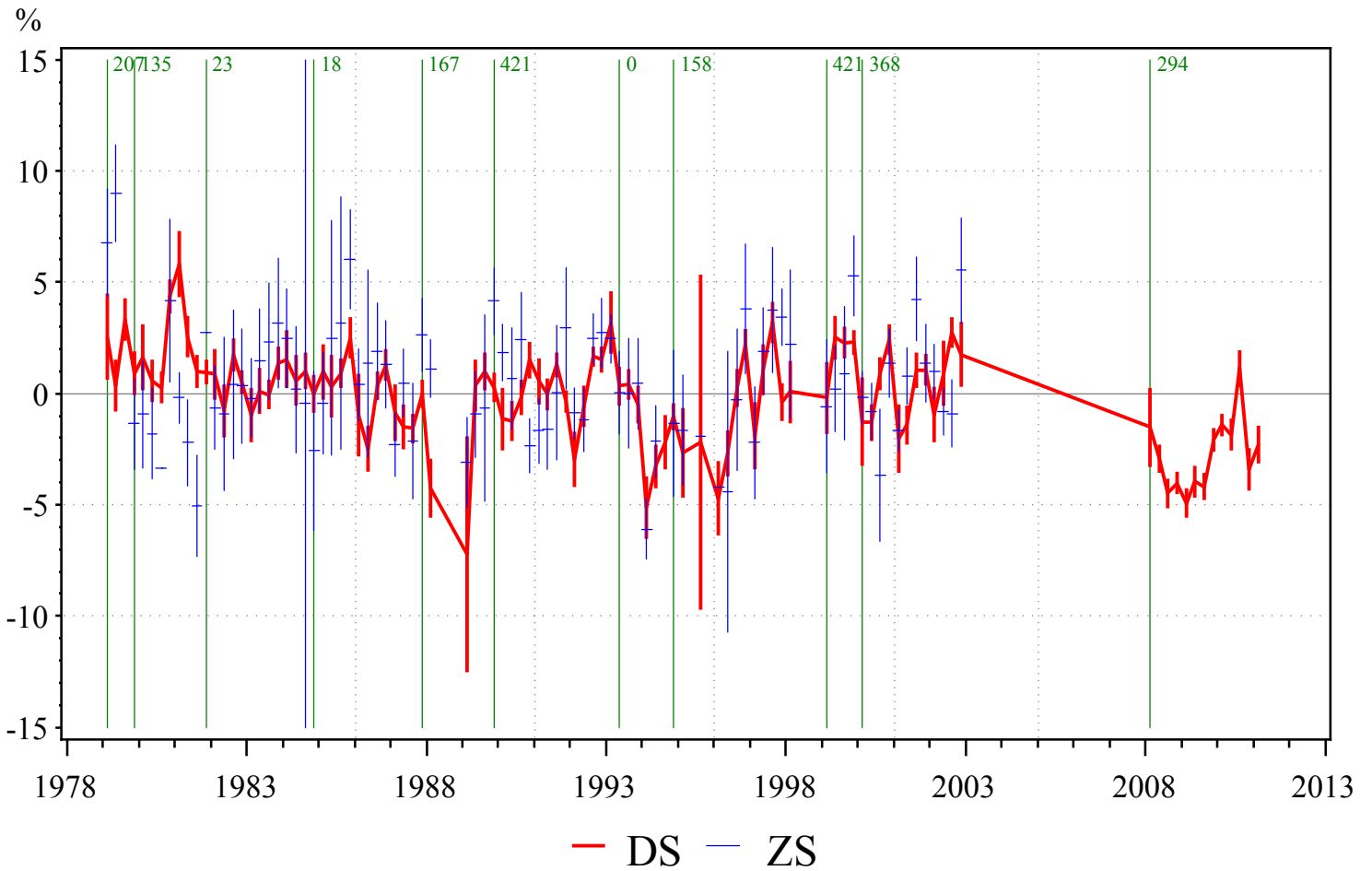
112 BOLSHAYA ELAN, 47N, 143E, Filter



17:21 Wednesday, October 31, 2012 25

Obs	Direct Sun Statistics	1978-1985	1986-1990	1991-1995	1996-2000	2001-2005	2006-2010	Mean	Range
DS	Number of days	978	717	415	473	1073	612	731.2	658
	Bias	-1.29	-1.07	-1.31	1.81	1.07	0.96	-0.16	3.11
	Daily sigma	3.15	3.26	2.9	3.99	5.79	4.71	3.82	2.89
	Monthly sigma	2.1	2.22	1.78	2.26	3.19	1.88	2.31	1.41
	Seasonal ampl.	1.44	1.86	1.8	1.87	1.47	0.77	1.69	0.43
	Annual range	1.92	1.78	0.5	3.11	5.67	0.03	2.6	5.16
ZS	Number of days	1050	670	542	800	209	.	654.2	841
	Bias	0.1	0.24	-0.6	3.25	5.78	.	1.75	6.38
	Daily sigma	4.32	3.96	4.04	5.53	5.96	.	4.76	1.99
	Monthly sigma	2.17	1.67	1.75	2.66	3.1	.	2.27	1.43
	Seasonal ampl.	0.97	0.14	0.97	1.56	.	.	0.91	1.42
	Annual range	3.28	1.62	1.48	2.66	.	.	2.26	1.8

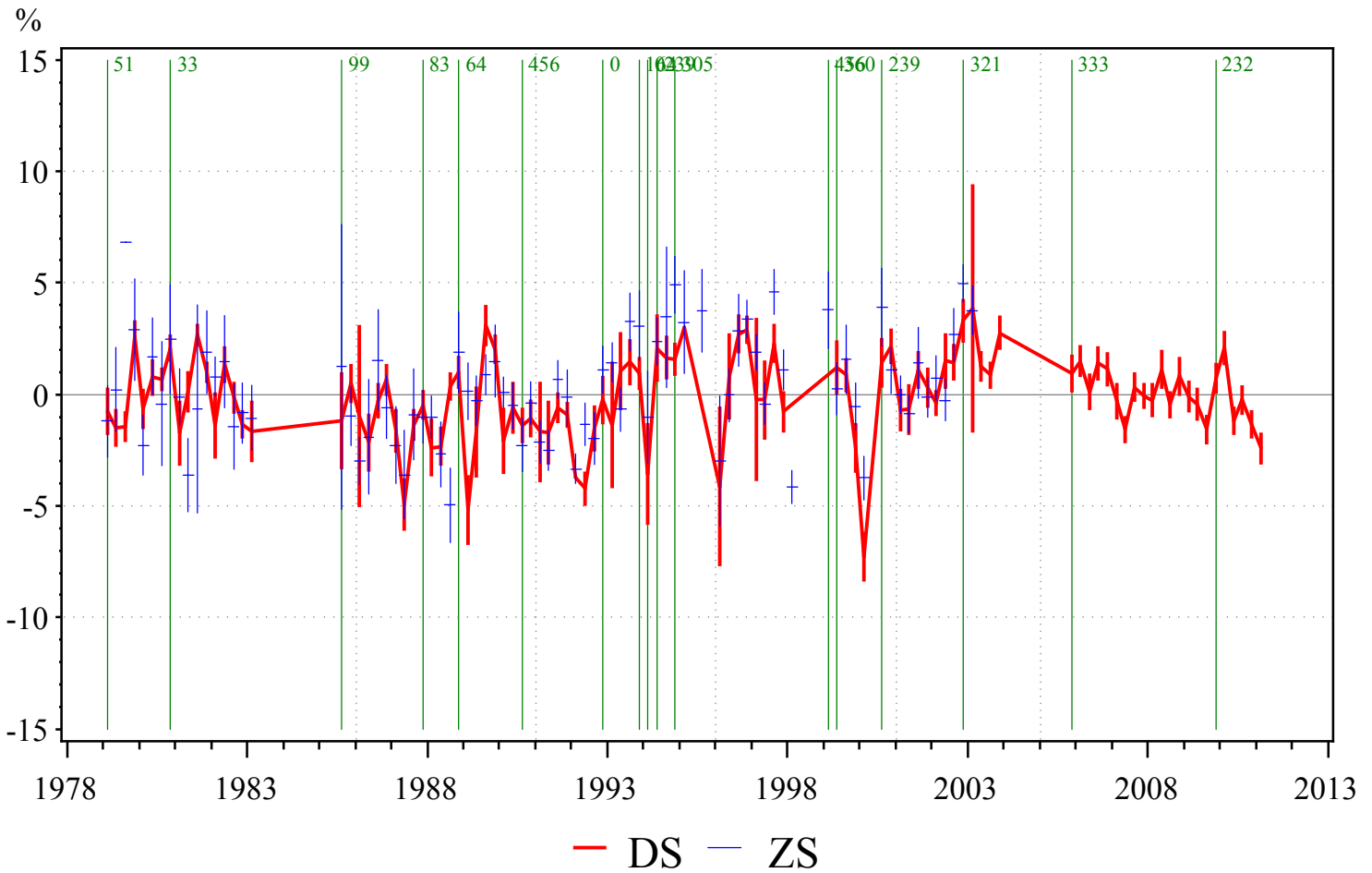
183 ATIRAY (GUREV), 47N, 52E, Filter



17:21 Wednesday, October 31, 2012 26

Obs	Direct Sun Statistics	1978-1985	1986-1990	1991-1995	1996-2000	2001-2005	2006-2010	Mean	Range
DS	Number of days	1894	987	770	787	362	976	960	1532
	Bias	1.19	-0.4	-0.19	0.86	0.8	-2.88	0.45	1.59
	Daily sigma	4.27	3.86	3.4	3.82	3.71	3.8	3.81	0.87
	Monthly sigma	2.28	2.39	2.4	2.21	2.29	2.28	2.31	0.18
	Seasonal ampl.	0.74	1.52	1.23	1.75	2.11	0.36	1.47	1.37
	Annual range	1.93	1.57	3.5	2.12	1.79	2.55	2.18	1.93
ZS	Number of days	410	353	338	294	195	.	318	215
	Bias	0.99	0.09	-0.32	0.32	0.67	.	0.35	1.31
	Daily sigma	5.96	4.85	4.82	5.36	3.96	.	4.99	1.99
	Monthly sigma	3.74	2.59	2.46	2.82	2	.	2.72	1.74
	Seasonal ampl.	1.49	1.05	1.33	.	.	.	1.29	0.44
	Annual range	3.84	1.64	2.2	4.01	1.59	.	2.66	2.41

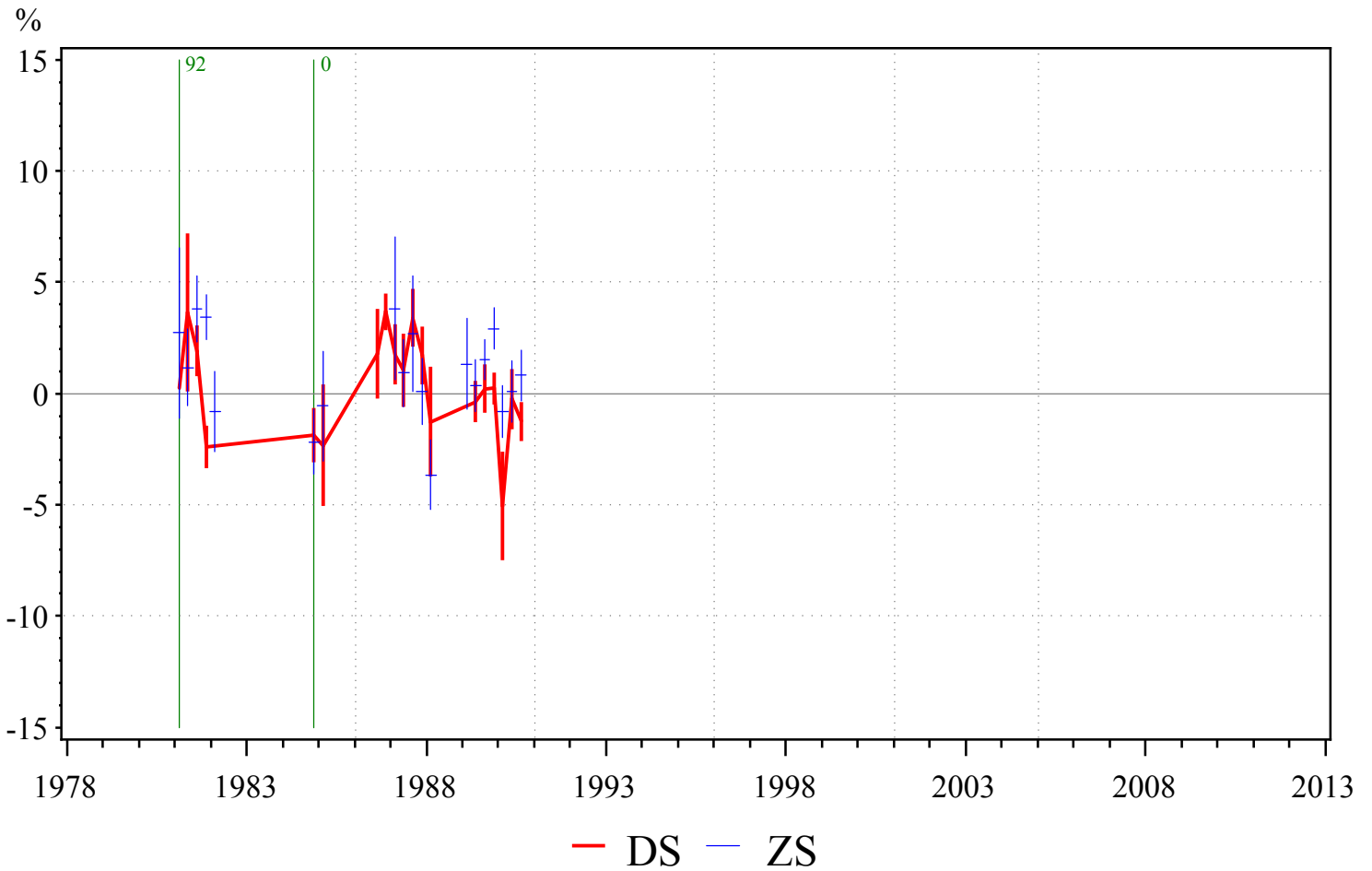
277 CIMLJANSK, 48N, 42E, Filter



17:21 Wednesday, October 31, 2012 27

Obs	Direct Sun Statistics	1978-1985	1986-1990	1991-1995	1996-2000	2001-2005	2006-2010	Mean	Range
DS	Number of days	1012	840	332	345	575	1660	620.8	680
	Bias	0.45	-0.63	-0.33	0.82	1.46	-0.04	0.36	2.09
	Daily sigma	3.24	3.73	2.87	3.33	3.91	3.61	3.42	1.04
	Monthly sigma	1.8	2.45	2	1.92	1.71	1.38	1.97	0.74
	Seasonal ampl.	0.93	2.08	1.06	2.26	0.47	0.46	1.36	1.79
	Annual range	1.67	3.58	2.47	2.84	1.91	1.82	2.49	1.91
ZS	Number of days	393	641	594	676	385	.	537.8	291
	Bias	-0.23	-0.94	0.24	0.83	1.35	.	0.25	2.29
	Daily sigma	4.24	4.08	4.02	4.34	4.18	.	4.17	0.32
	Monthly sigma	2.25	2.04	2.38	2.61	2.35	.	2.32	0.57
	Seasonal ampl.	1.06	0.93	1.02	2.17	1.06	.	1.25	1.25
	Annual range	1.81	2.46	4.69	2.41	3.02	.	2.88	2.88

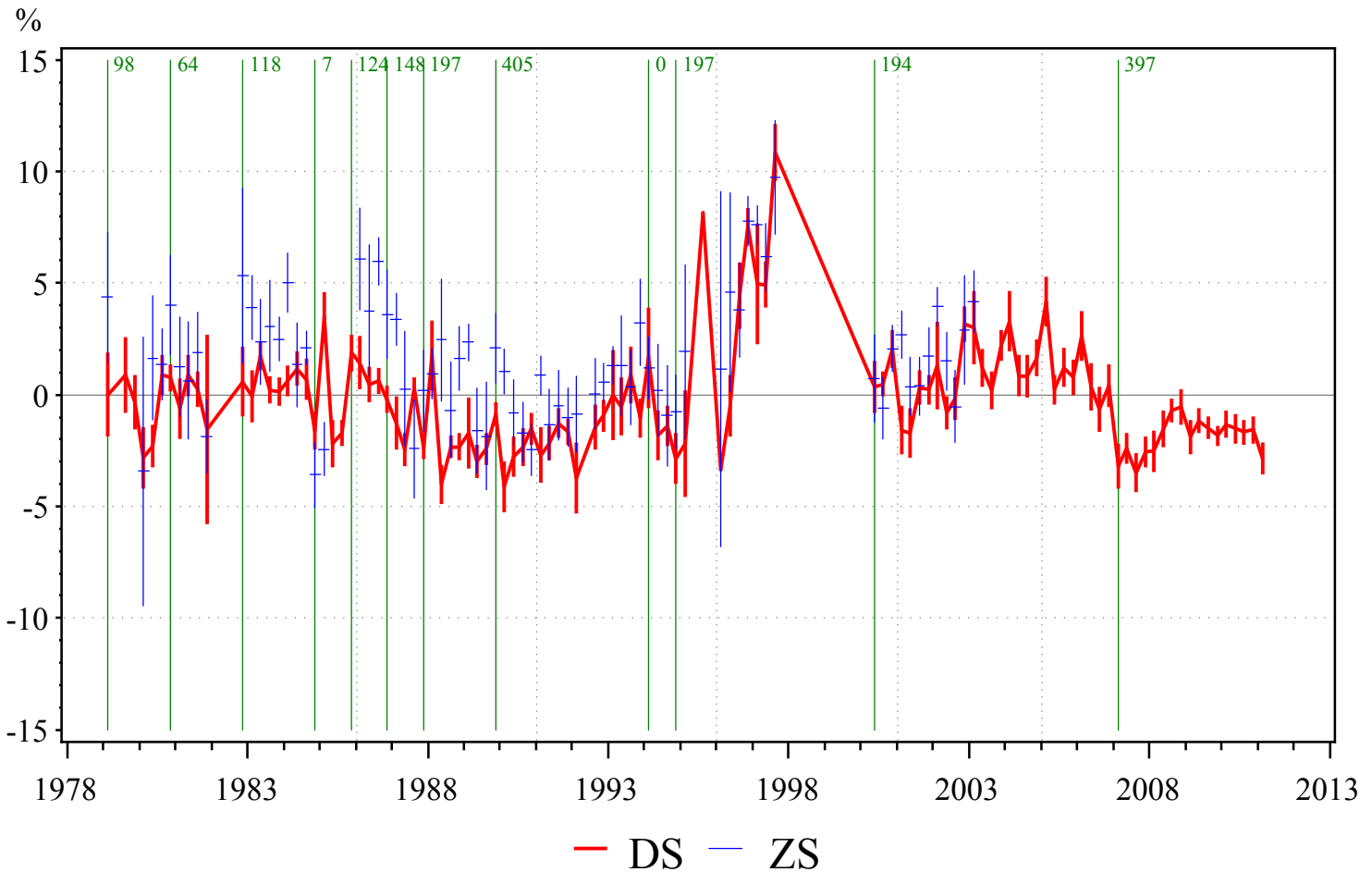
272 VOLGOGRAD, 49N, 46E, Filter



17:21 Wednesday, October 31, 2012 28

Obs	Direct Sun Statistics	1978-1985	1986-1990	1991-1995	1996-2000	2001-2005	2006-2010	Mean	Range
DS	Number of days	89	406	247.5	317
	Bias	0.6	1.42	1.01	0.82
	Daily sigma	4.4	4.06	4.23	0.34
	Monthly sigma	2.86	1.85	2.36	1.02
	Seasonal ampl.	.	0.99	0.99	0
	Annual range	.	3.92	3.92	0
ZS	Number of days	185	402	293.5	217
	Bias	1.4	0.86	1.13	0.55
	Daily sigma	5.33	4.79	5.06	0.54
	Monthly sigma	3.17	2.59	2.88	0.58
	Seasonal ampl.	.	0.52	0.52	0
	Annual range	5.03	1.09	3.06	3.94

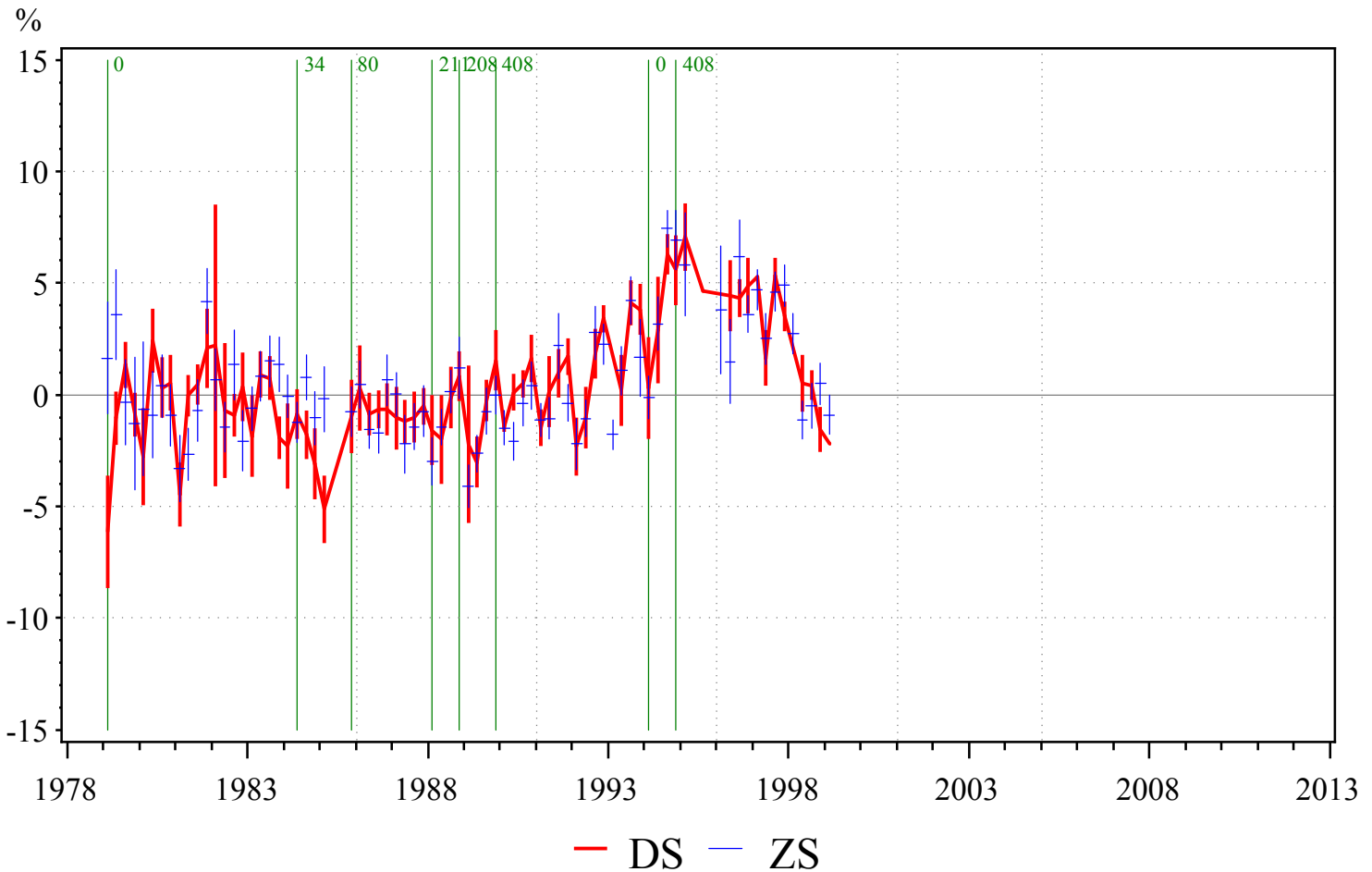
128 KARAGANDA, 50N, 73E, Filter



17:21 Wednesday, October 31, 2012 29

Obs	Direct Sun Statistics	1978-1985	1986-1990	1991-1995	1996-2000	2001-2005	2006-2010	Mean	Range
DS	Number of days	1246	1075	490	236	1228	1593	855	1010
	Bias	0.04	-1.51	-1.33	3.17	1.38	-1.56	0.35	4.68
	Daily sigma	4.01	3.26	3.13	4.17	4.28	3.82	3.77	1.15
	Monthly sigma	2.17	1.78	1.51	3.75	1.84	1.4	2.21	2.23
	Seasonal ampl.	0.74	0.57	0.3	.	1.29	0.21	0.73	0.99
	Annual range	0.81	2.39	2.09	4.21	2.09	2.77	2.32	3.4
ZS	Number of days	329	557	415	304	353	.	391.6	253
	Bias	1.79	0.83	0.41	4.34	1.99	.	1.87	3.93
	Daily sigma	6.25	4.59	4.55	5.47	5.32	.	5.24	1.7
	Monthly sigma	3.27	2.8	1.98	3.62	2.2	.	2.77	1.63
	Seasonal ampl.	1.05	1.67	0.78	1.64	2.49	.	1.53	1.7
	Annual range	4.36	4.95	2.13	5.83	0.62	.	3.58	5.21

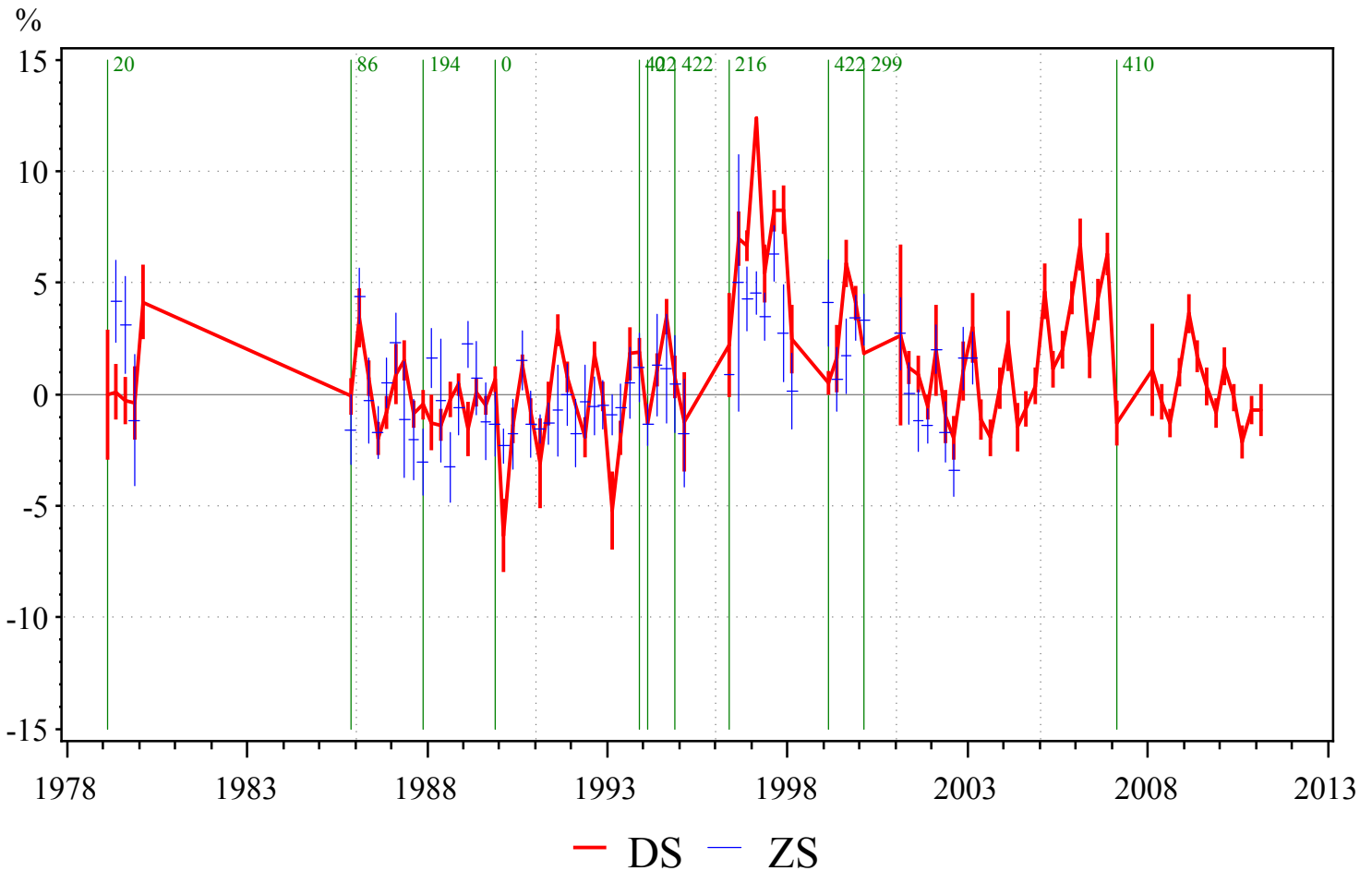
184 LWOW, 50N, 24E, Filter



17:21 Wednesday, October 31, 2012 30

Obs	Direct Sun Statistics	1978-1985	1986-1990	1991-1995	1996-2000	2001-2005	2006-2010	Mean	Range
DS	Number of days	737	486	295	253	.	.	442.75	484
	Bias	-0.56	-0.26	2.59	2.45	.	.	1.05	3.15
	Daily sigma	3.96	3.54	3.5	3.42	.	.	3.6	0.53
	Monthly sigma	2.16	1.54	2.56	2.53	.	.	2.2	1.02
	Seasonal ampl.	1.36	1.07	1.22	0.29
	Annual range	2.57	1.68	1.85	4.74	.	.	2.71	3.07
ZS	Number of days	1033	1071	712	551	.	.	841.75	520
	Bias	0.01	-1.13	0.86	2.36	.	.	0.53	3.49
	Daily sigma	4.7	3.92	4.53	4.33	.	.	4.37	0.79
	Monthly sigma	2.2	1.82	3.03	2.6	.	.	2.41	1.2
	Seasonal ampl.	0.59	1.35	2.71	1.34	.	.	1.5	2.12
	Annual range	1.71	1.2	5.41	4.78	.	.	3.27	4.22

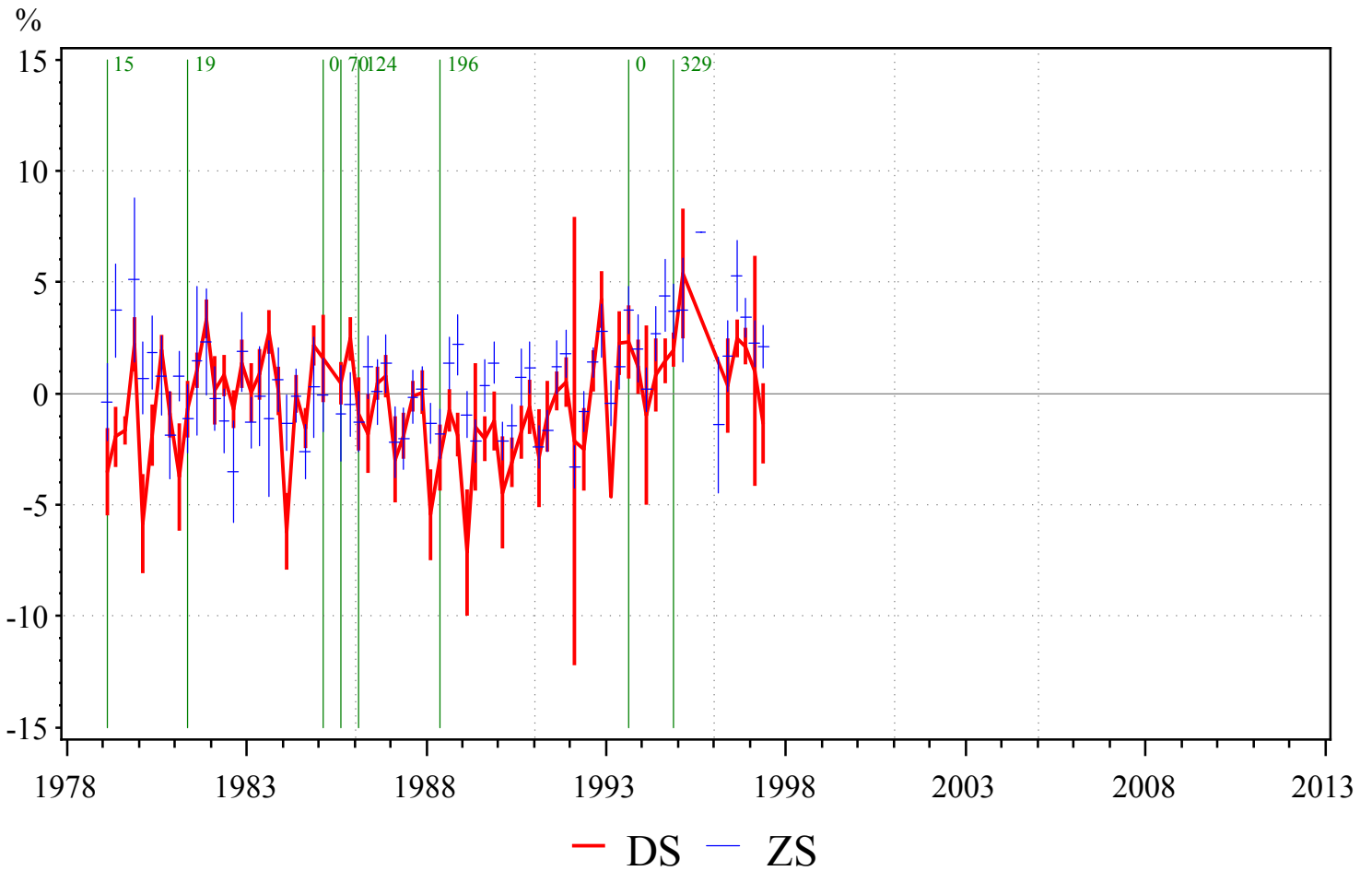
147 SEMIPALATINSK, 50N, 80E, Filter



17:21 Wednesday, October 31, 2012 31

Obs	Direct Sun Statistics	1978-1985	1986-1990	1991-1995	1996-2000	2001-2005	2006-2010	Mean	Range
DS	Number of days	221	976	521	352	1215	1266	657	994
	Bias	0.34	-0.23	0.78	6.21	1.1	1.04	1.64	6.45
	Daily sigma	4.21	3.05	3.43	4.45	5.18	4.55	4.07	2.13
	Monthly sigma	2.54	1.82	2.15	3.15	2.81	2.68	2.49	1.33
	Seasonal ampl.	.	0.22	3.45	3.48	2.42	0.96	2.39	3.26
	Annual range	0.6	0.33	2.01	4.11	3.81	4.38	2.17	3.78
ZS	Number of days	138	728	401	462	447	.	435.2	590
	Bias	2.68	-0.18	-0.57	3.42	-0.11	.	1.05	3.99
	Daily sigma	6.25	4.8	3.62	4.91	5.12	.	4.94	2.63
	Monthly sigma	3.33	2.45	1.55	2.55	2.82	.	2.54	1.78
	Seasonal ampl.	.	1.66	0.82	0.51	2.87	.	1.46	2.36
	Annual range	1.85	1.79	0.98	1.67	0.47	.	1.35	1.38

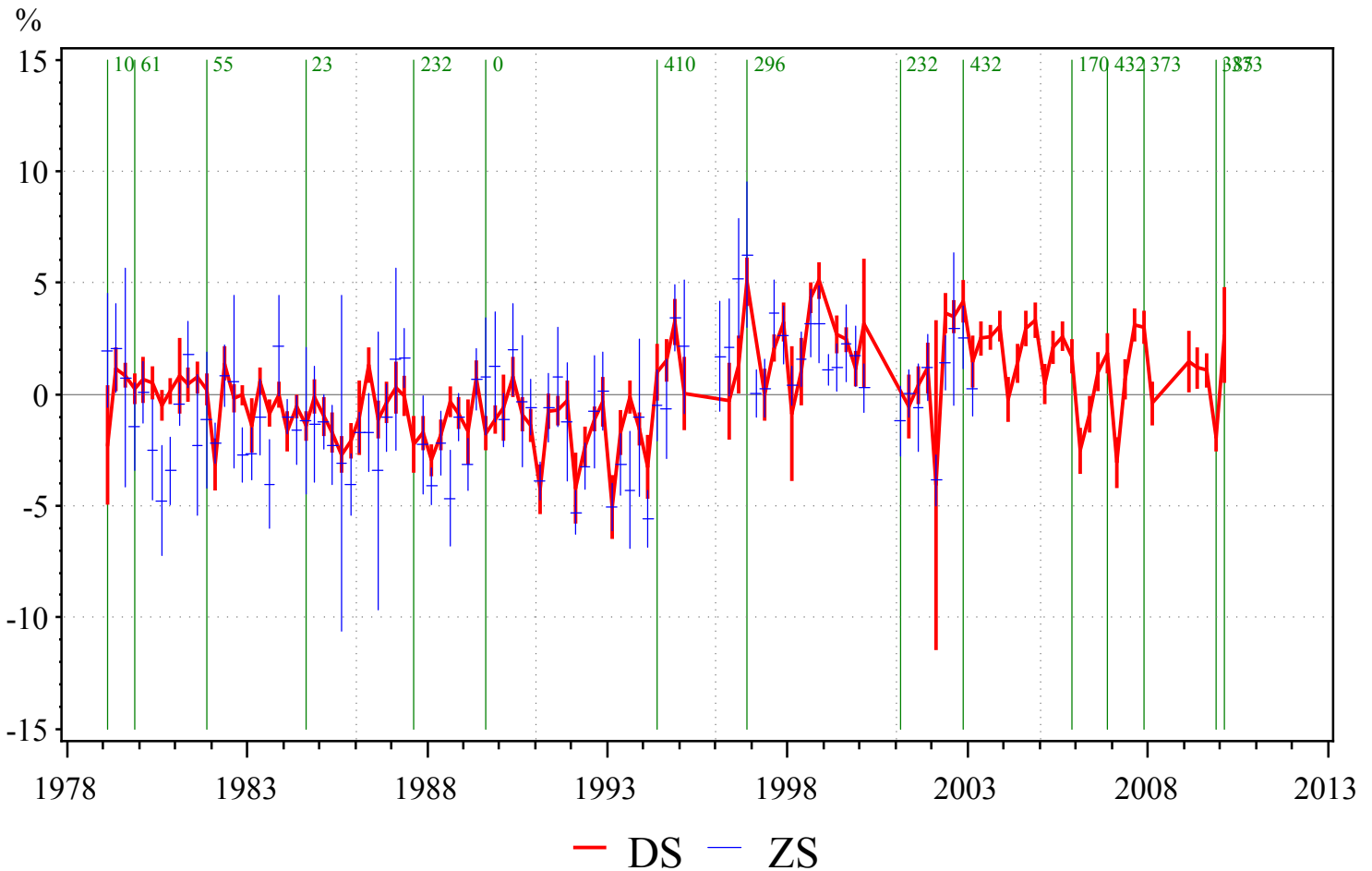
087 KIEV, 50N, 30E, Filter



17:21 Wednesday, October 31, 2012 32

Obs	Direct Sun Statistics	1978-1985	1986-1990	1991-1995	1996-2000	2001-2005	2006-2010	Mean	Range
DS	Number of days	1301	675	324	71	.	.	592.75	1230
	Bias	0.26	-1.35	1.2	1.46	.	.	0.39	2.81
	Daily sigma	4.38	4.03	3.54	2.89	.	.	3.71	1.48
	Monthly sigma	2.5	2.08	1.87	1.53	.	.	1.99	0.97
	Seasonal ampl.	1.5	2.32	1.9	.	.	.	1.9	0.82
	Annual range	2.01	2.26	2.05	.	.	.	2.11	0.25
ZS	Number of days	795	944	794	201	.	.	683.5	743
	Bias	-0.18	-0.47	0.82	3.16	.	.	0.83	3.62
	Daily sigma	5.15	4.22	4.45	4.47	.	.	4.57	0.93
	Monthly sigma	2.28	1.81	2.69	1.6	.	.	2.09	1.09
	Seasonal ampl.	0.4	1.49	2.26	.	.	.	1.38	1.87
	Annual range	3.6	1.36	3.82	.	.	.	2.93	2.46

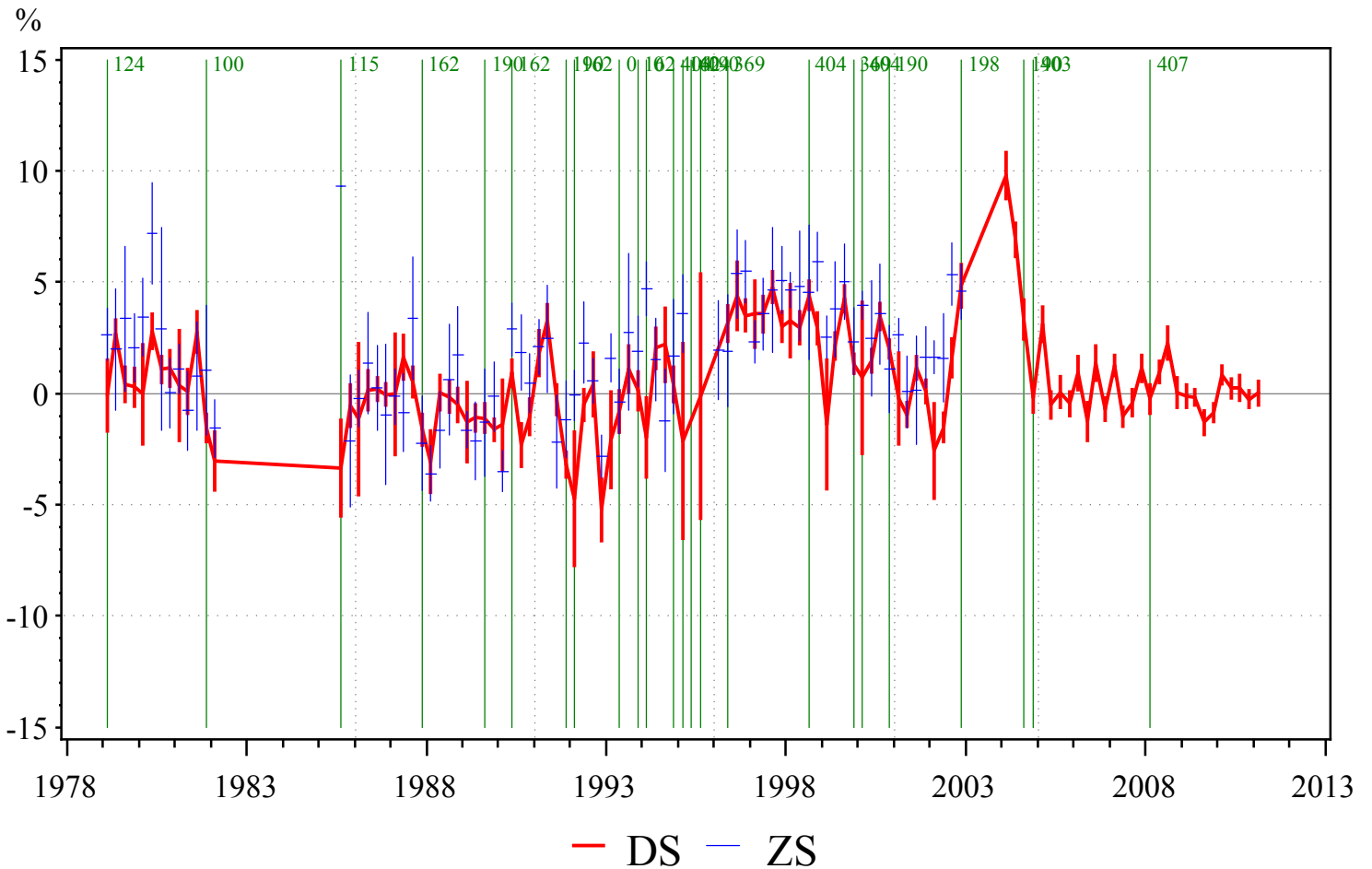
153 VORONEZ, 52N, 39E, Filter



17:21 Wednesday, October 31, 2012 33

Obs	Direct Sun Statistics	1978-1985	1986-1990	1991-1995	1996-2000	2001-2005	2006-2010	Mean	Range
DS	Number of days	1696	1179	775	566	1300	909	1103.2	1130
	Bias	-0.39	-0.87	-0.82	2.47	1.98	0.78	0.48	3.34
	Daily sigma	3.3	3.49	3.72	3.48	3.85	4.42	3.57	0.55
	Monthly sigma	1.55	1.53	2.46	2.11	2.03	2.68	1.93	0.93
	Seasonal ampl.	0.19	0.78	1.94	1.77	1.41	1.47	1.22	1.74
	Annual range	2.72	1.17	3.51	2.06	3.27	1.51	2.55	2.34
ZS	Number of days	709	474	442	599	261	.	497	448
	Bias	-1.1	-1.47	-2.88	1.62	-0.1	.	-0.79	4.5
	Daily sigma	4.65	4.72	4.83	4.35	4.28	.	4.57	0.54
	Monthly sigma	2.65	2.71	2.87	1.66	2.38	.	2.45	1.2
	Seasonal ampl.	1.13	1.03	3.38	1.62	.	.	1.79	2.35
	Annual range	2.28	3.28	4.36	1.44	2.44	.	2.76	2.92

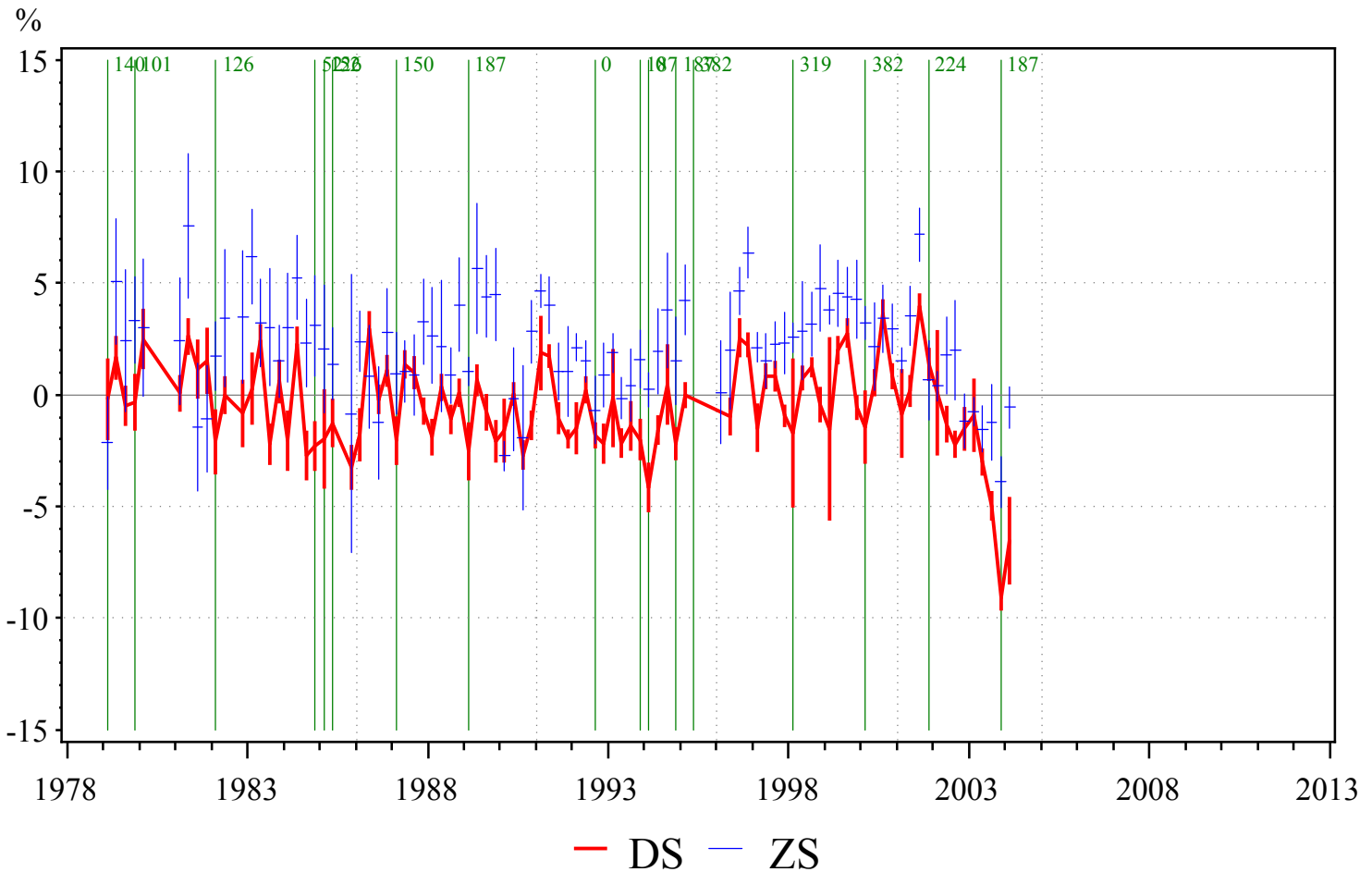
085 IRKUTSK, 52N, 104E, Filter



17:21 Wednesday, October 31, 2012 34

Obs	Direct Sun Statistics	1978-1985	1986-1990	1991-1995	1996-2000	2001-2005	2006-2010	Mean	Range
DS	Number of days	703	1035	565	980	1018	1661	860.2	470
	Bias	0.57	-0.47	-0.2	3.11	1.59	0.14	0.92	3.58
	Daily sigma	3.93	3.61	3.89	3.29	4.57	3.12	3.86	1.28
	Monthly sigma	2.16	1.56	2.43	1.8	3.07	1.17	2.2	1.52
	Seasonal ampl.	1.07	0.76	2	1.96	0.89	0.07	1.34	1.24
	Annual range	2.51	1.2	2.7	1.63	3.85	1.32	2.38	2.65
ZS	Number of days	304	513	458	568	240	.	416.6	328
	Bias	1.83	-0.73	0.81	3.94	2.39	.	1.65	4.67
	Daily sigma	5.76	4.36	4.8	4.57	4.17	.	4.73	1.59
	Monthly sigma	2.54	2.29	2.79	2.02	1.93	.	2.31	0.86
	Seasonal ampl.	0.58	1.12	2.01	1	.	.	1.18	1.43
	Annual range	3.42	2.69	3.02	1.95	2.04	.	2.62	1.46

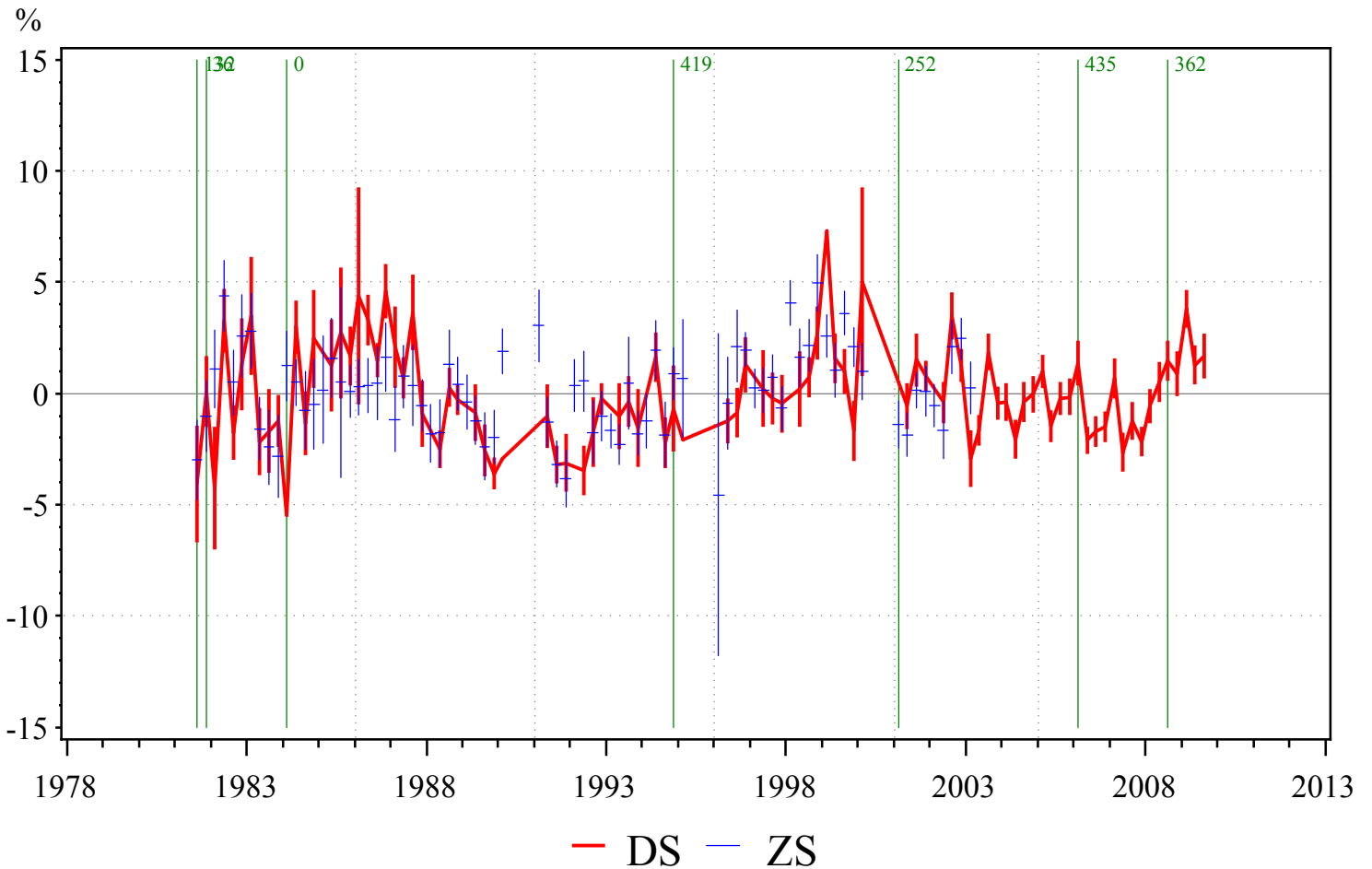
130 PETROPAVLOVSK/KAMCHATSKII, 53N, 159E, Filter



17:21 Wednesday, October 31, 2012 35

Obs	Direct Sun Statistics	1978-1985	1986-1990	1991-1995	1996-2000	2001-2005	2006-2010	Mean	Range
DS	Number of days	1132	1019	549	782	489	.	794.2	643
	Bias	-0.15	-0.32	-1.21	1.03	-1.91	.	-0.51	2.93
	Daily sigma	4.97	3.2	2.72	2.68	4.22	.	3.56	2.3
	Monthly sigma	2.77	1.75	1.43	1.61	3.6	.	2.23	2.16
	Seasonal ampl.	1.03	0.77	0.74	1.91	0.83	.	1.06	1.17
	Annual range	3.11	2.09	1.55	1.36	7.19	.	3.06	5.83
ZS	Number of days	454	506	470	661	434	.	505	227
	Bias	2.59	1.7	1.65	3.26	0.41	.	1.92	2.85
	Daily sigma	6.6	4.56	3.59	3.74	4.21	.	4.54	3.01
	Monthly sigma	3.98	2.68	1.79	1.9	3.44	.	2.76	2.2
	Seasonal ampl.	0.66	0.88	0.91	1.08	1.88	.	1.08	1.22
	Annual range	2.54	0.97	2.27	2.31	4.12	.	2.44	3.15

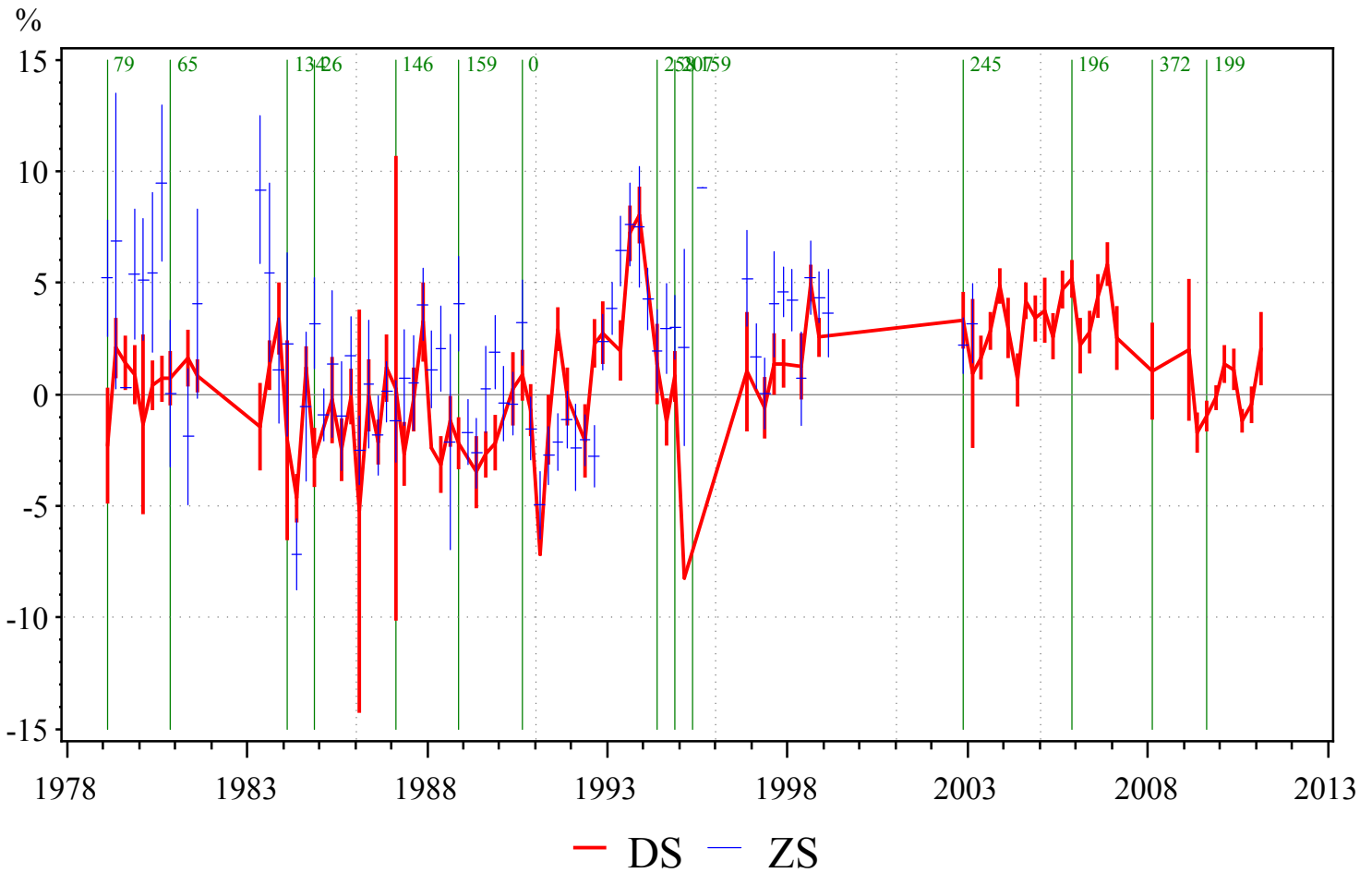
274 NIKOLAEVSK-NA-AMURE, 53N, 141E, Filter



17:21 Wednesday, October 31, 2012 36

Obs	Direct Sun Statistics	1978-1985	1986-1990	1991-1995	1996-2000	2001-2005	2006-2010	Mean	Range
DS	Number of days	388	274	228	216	974	890	416	758
	Bias	0.26	0.2	-1.44	0.3	-0.17	-0.22	-0.17	1.73
	Daily sigma	5.11	3.45	3.11	3	3.71	3.74	3.67	2.11
	Monthly sigma	2.71	2.66	1.88	0.87	1.75	2	1.97	1.84
	Seasonal ampl.	2.17	.	.	.	1.31	0.48	1.74	0.86
	Annual range	3.2	5.33	.	0.65	1.85	3.36	2.76	4.68
ZS	Number of days	692	728	665	758	428	.	654.2	330
	Bias	0.57	-0.35	-0.97	1.78	0.22	.	0.25	2.75
	Daily sigma	6.28	5.03	4.35	4.44	3.96	.	4.81	2.32
	Monthly sigma	2.84	2.47	2.15	2.16	2.02	.	2.33	0.82
	Seasonal ampl.	1.39	1.08	1.07	0.71	1.33	.	1.12	0.68
	Annual range	4.02	1.76	2.3	1.79	1.38	.	2.25	2.64

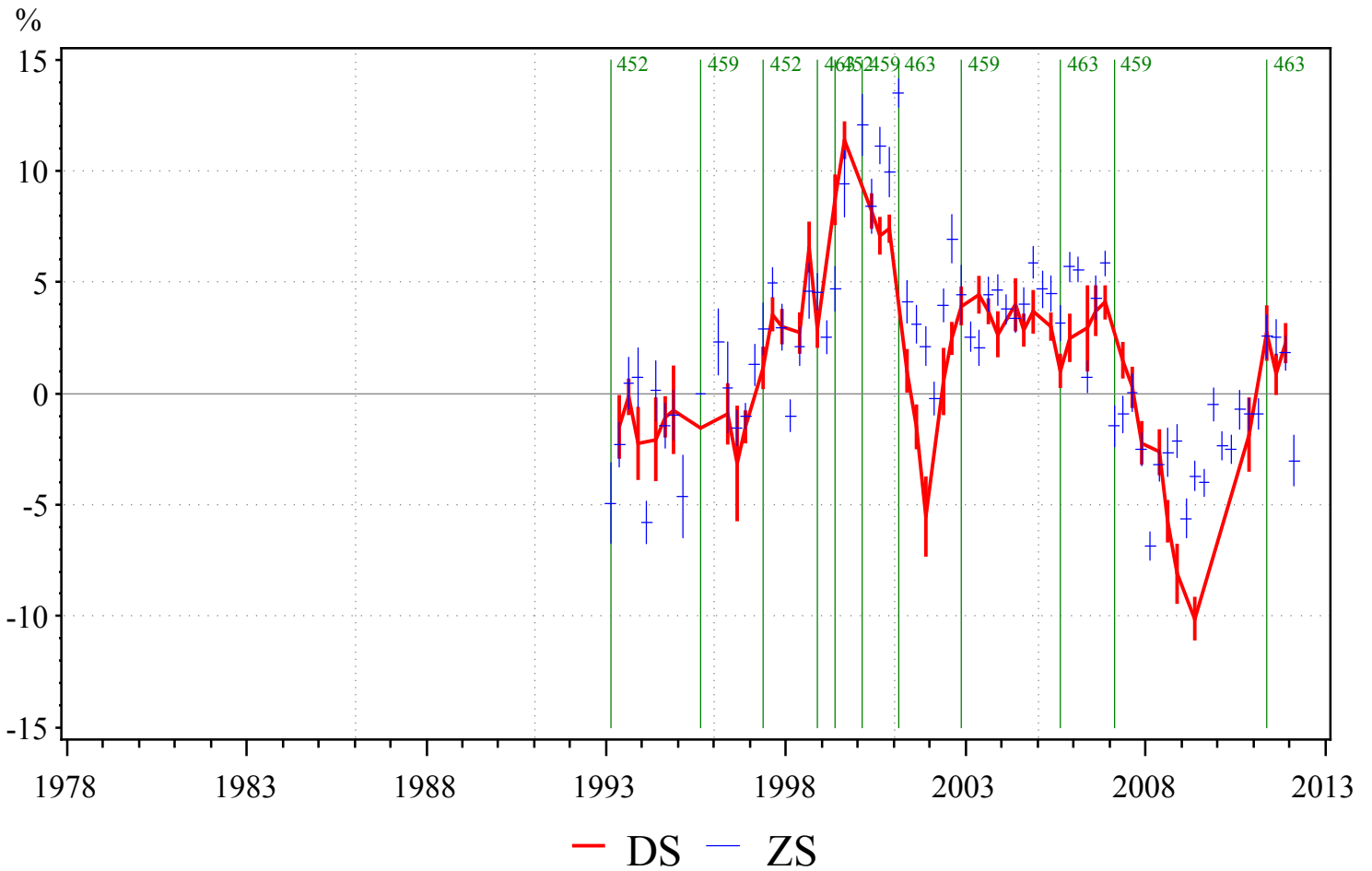
115 SAMARA (KUIBYSHEV), 53N, 50E, Filter



17:21 Wednesday, October 31, 2012 37

Obs	Direct Sun Statistics	1978-1985	1986-1990	1991-1995	1996-2000	2001-2005	2006-2010	Mean	Range
DS	Number of days	1031	639	442	273	907	890	658.4	758
	Bias	0.28	-1.12	2.39	2.3	3.47	1.47	1.47	4.59
	Daily sigma	5.67	4.92	5.23	4.08	4.95	4.7	4.97	1.6
	Monthly sigma	2.45	1.96	3.37	2.03	1.7	2.62	2.3	1.66
	Seasonal ampl.	1.39	0.71	2.63	.	1.36	1.07	1.52	1.91
	Annual range	3.5	2.84	5.89	2.46	1.13	4.8	3.17	4.76
ZS	Number of days	440	723	544	359	71	.	427.4	652
	Bias	1.59	-0.14	1.28	3.04	2.9	.	1.73	3.18
	Daily sigma	7.59	6.58	6.24	6.22	5.79	.	6.48	1.79
	Monthly sigma	4.51	2.98	3.99	2.62	1.85	.	3.19	2.66
	Seasonal ampl.	0.87	0.56	0.79	2.67	.	.	1.22	2.11
	Annual range	1	3.24	9.02	0.07	.	.	3.33	8.96

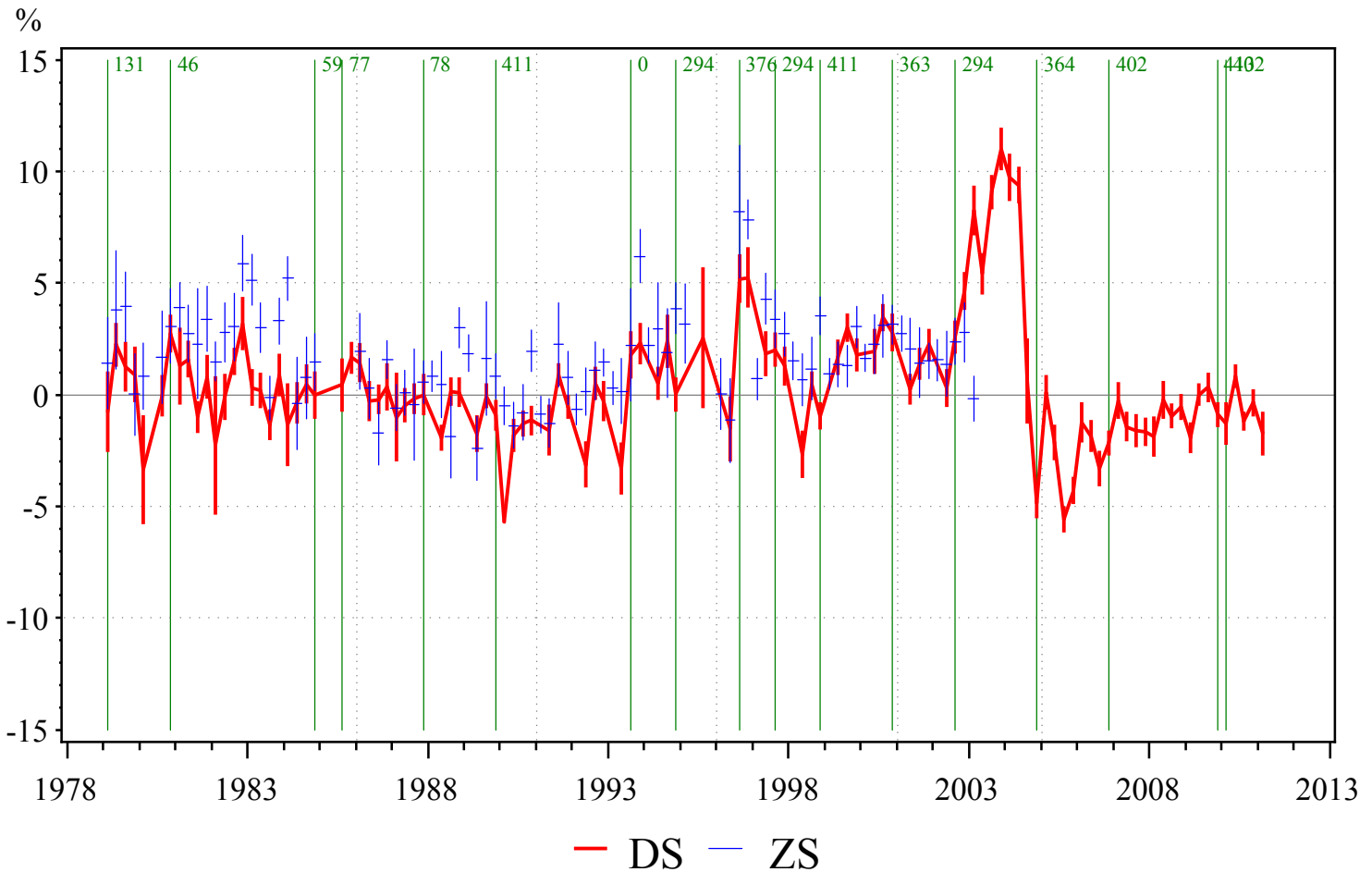
312 KAUNAS, 55N, 24E, Filter



17:21 Wednesday, October 31, 2012 39

Obs	Direct Sun Statistics	1978-1985	1986-1990	1991-1995	1996-2000	2001-2005	2006-2010	Mean	Range
DS	Number of days	.	.	101	503	392	266	332	402
	Bias	.	.	-1.18	8.16	2.11	-0.86	3.03	9.34
	Daily sigma	.	.	2.7	10.62	3.22	5	5.52	7.92
	Monthly sigma	.	.	1.63	9.64	2.35	4.34	4.54	8.01
	Seasonal ampl.	.	.	.	6.79	0.27	.	3.53	6.52
	Annual range	.	.	.	20.55	4.93	9.04	12.74	15.62
ZS	Number of days	.	.	376	1023	1274	1238	891	898
	Bias	.	.	-2.18	5.98	4.24	-1.48	2.68	8.16
	Daily sigma	.	.	5.75	8.9	4.29	4.31	6.31	4.61
	Monthly sigma	.	.	4.13	9.12	2.99	3.37	5.41	6.13
	Seasonal ampl.	.	.	3.57	1.9	0.44	1.74	1.97	3.14
	Annual range	.	.	0.75	14.77	0.96	6.85	5.49	14.02

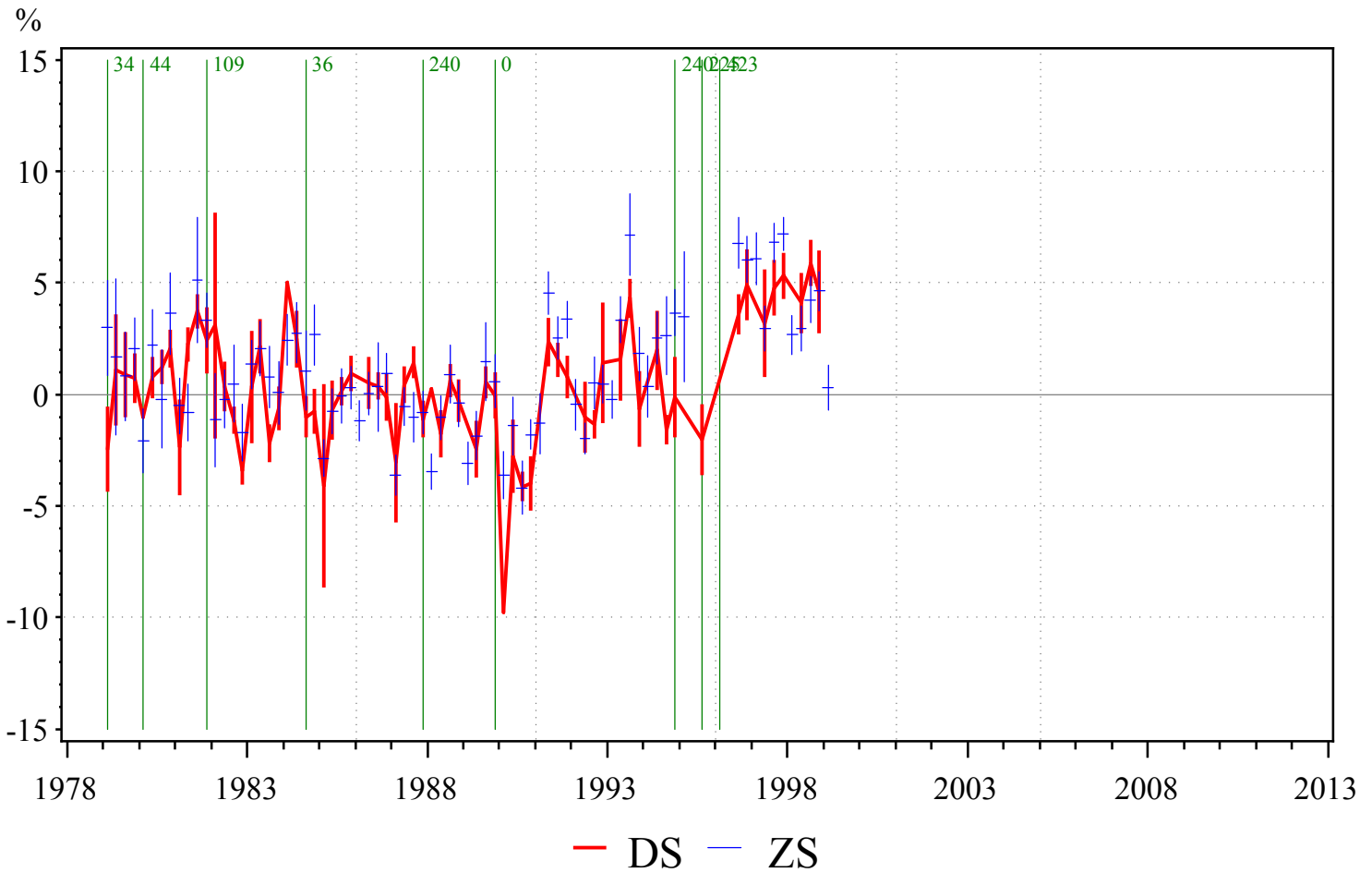
120 OMSK, 55N, 73E, Filter



17:21 Wednesday, October 31, 2012 40

Obs	Direct Sun Statistics	1978-1985	1986-1990	1991-1995	1996-2000	2001-2005	2006-2010	Mean	Range
DS	Number of days	1099	819	500	639	1343	1703	880	843
	Bias	0.81	-0.63	-0.27	1.87	2.81	-1.09	0.92	3.45
	Daily sigma	3.69	2.74	3.3	3.4	7.45	3.37	4.11	4.71
	Monthly sigma	1.99	1.14	2.1	2.39	6.19	1.49	2.76	5.06
	Seasonal ampl.	0.9	1.04	3.15	1.8	2.54	0.61	1.88	2.25
	Annual range	2.11	1.31	1.44	4.5	13.28	1.72	4.53	11.97
ZS	Number of days	819	890	633	949	403	.	738.8	546
	Bias	2.93	0.4	1.06	2.64	1.55	.	1.72	2.53
	Daily sigma	4.95	4	4.08	4.2	4.02	.	4.25	0.95
	Monthly sigma	2.55	2.09	2.48	2.89	1.25	.	2.25	1.64
	Seasonal ampl.	1.01	1.37	1.59	1.57	0.64	.	1.23	0.95
	Annual range	1.8	1.77	3.09	3.16	0.26	.	2.01	2.9

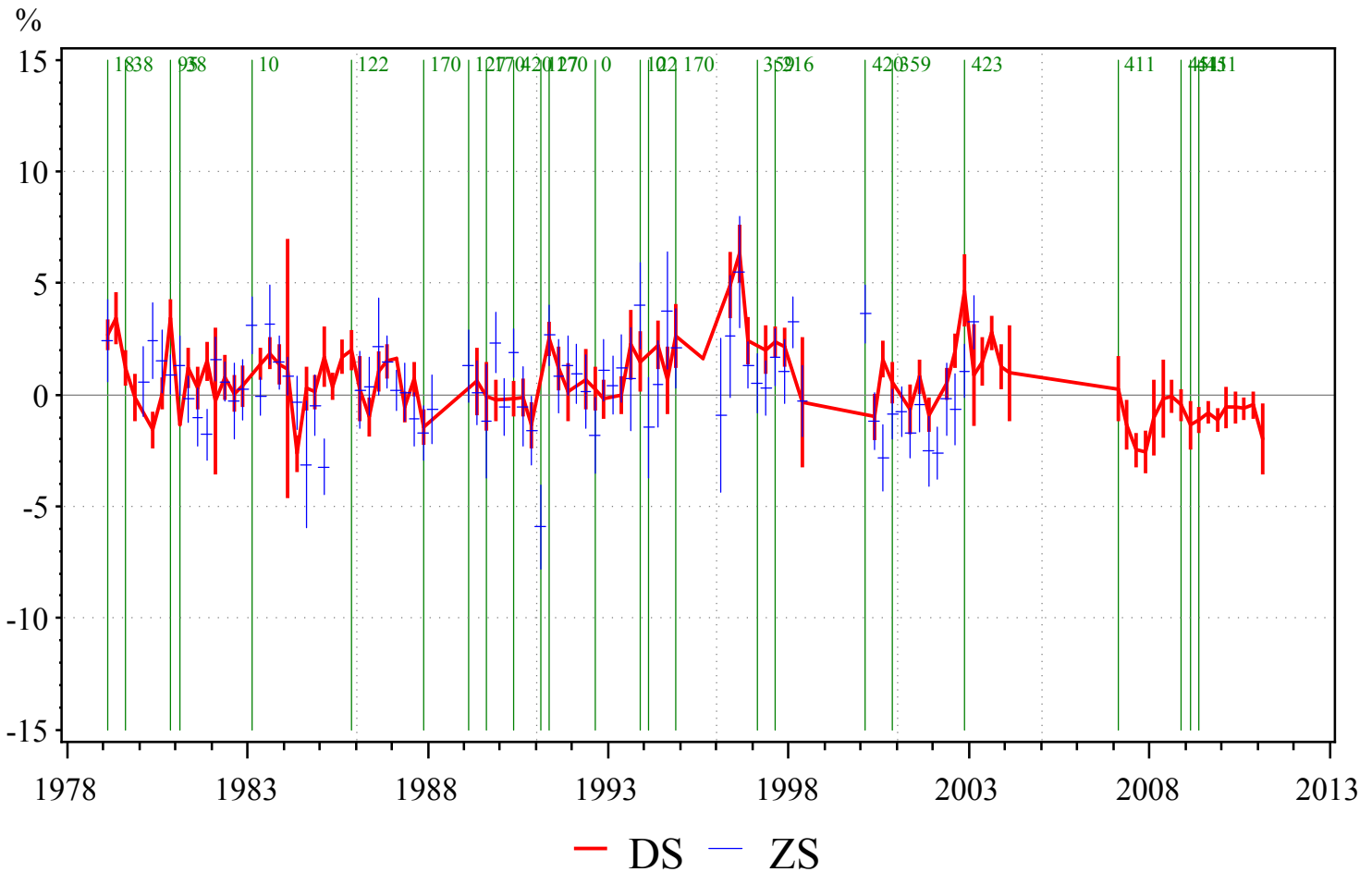
116 MOSCOW, 56N, 38E, Filter



17:21 Wednesday, October 31, 2012 41

Obs	Direct Sun Statistics	1978-1985	1986-1990	1991-1995	1996-2000	2001-2005	2006-2010	Mean	Range
DS	Number of days	956	613	251	175	.	.	498.75	781
	Bias	0.52	-0.62	0.72	4.85	.	.	1.37	5.47
	Daily sigma	3.88	3.45	3.14	3.49	.	.	3.49	0.74
	Monthly sigma	2.43	1.96	1.84	2.25	.	.	2.12	0.59
	Seasonal ampl.	0.67	1.24	0.95	0.58
	Annual range	4.54	4.19	2.29	.	.	.	3.67	2.25
ZS	Number of days	1090	977	737	620	.	.	856	470
	Bias	0.81	-1.58	1.67	4.69	.	.	1.4	6.27
	Daily sigma	4.98	3.99	4.24	4.32	.	.	4.38	0.99
	Monthly sigma	2.76	2.18	2.66	2.35	.	.	2.49	0.58
	Seasonal ampl.	0.48	1.62	1.03	1.75	.	.	1.22	1.27
	Annual range	3.09	1.82	3.82	3.27	.	.	3	2

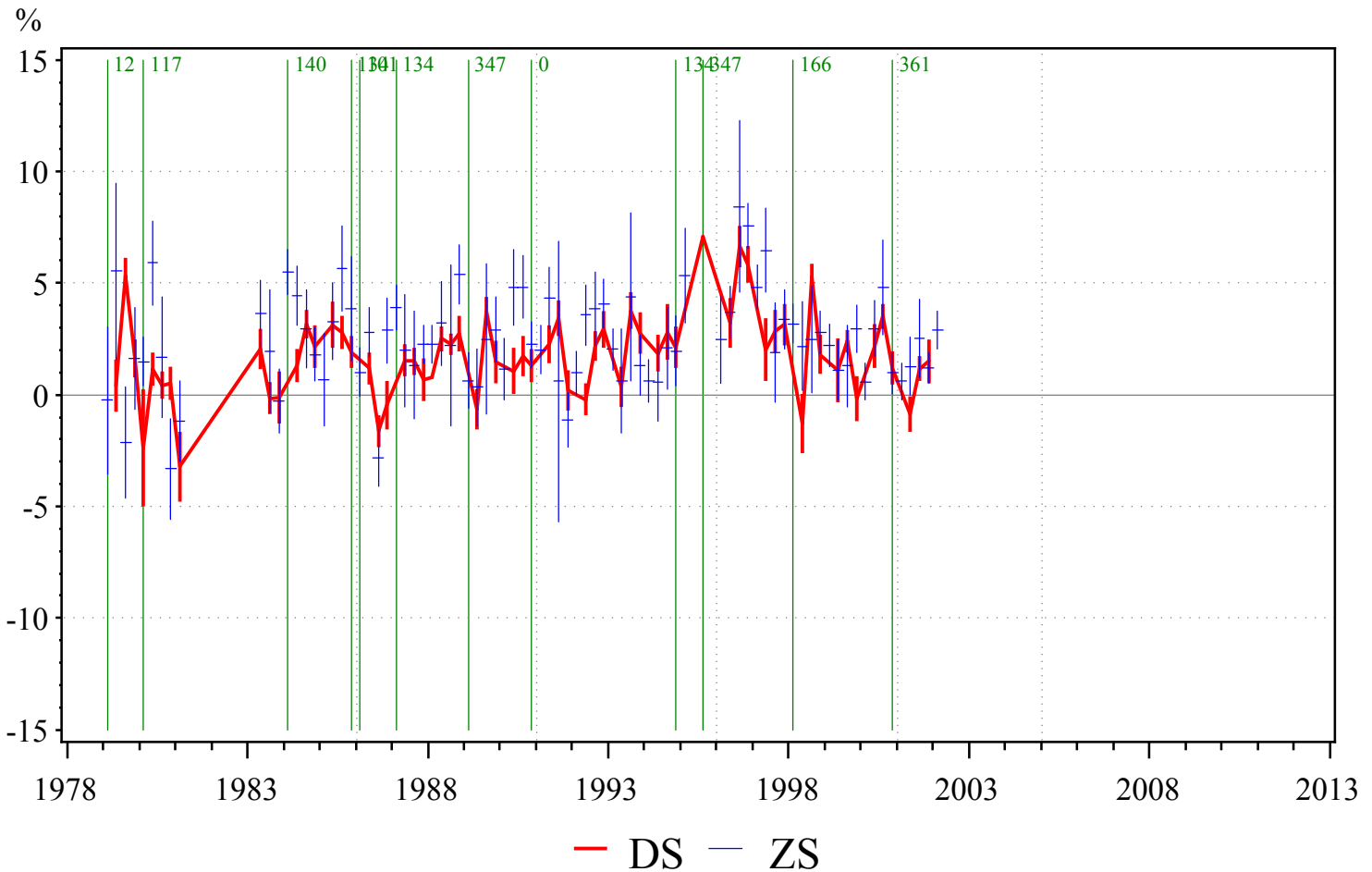
143 KRASNOYARSK, 56N, 93E, Filter



17:21 Wednesday, October 31, 2012 42

Obs	Direct Sun Statistics	1978-1985	1986-1990	1991-1995	1996-2000	2001-2005	2006-2010	Mean	Range
DS	Number of days	1251	534	334	294	513	1064	585.2	957
	Bias	0.81	0.04	1.17	1.97	1.35	-1.02	1.07	1.93
	Daily sigma	3.77	3.33	3.93	3.29	4.19	3.71	3.7	0.89
	Monthly sigma	1.74	1.59	1.57	2.3	1.67	1.11	1.77	0.72
	Seasonal ampl.	0.6	0.61	0.45	.	0.8	0.05	0.61	0.36
	Annual range	2.39	0.91	1.18	1.69	2.19	1.49	1.67	1.48
ZS	Number of days	938	659	529	542	391	.	611.8	547
	Bias	0.5	0.26	0.76	0.64	-0.39	.	0.36	1.15
	Daily sigma	4.58	4.95	6.02	5.04	5.31	.	5.18	1.44
	Monthly sigma	2.59	2.2	2.57	2.52	2.17	.	2.41	0.42
	Seasonal ampl.	0.67	0.22	0.58	0.64	0.6	.	0.54	0.45
	Annual range	2.67	1.07	1.48	2.59	2.97	.	2.16	1.9

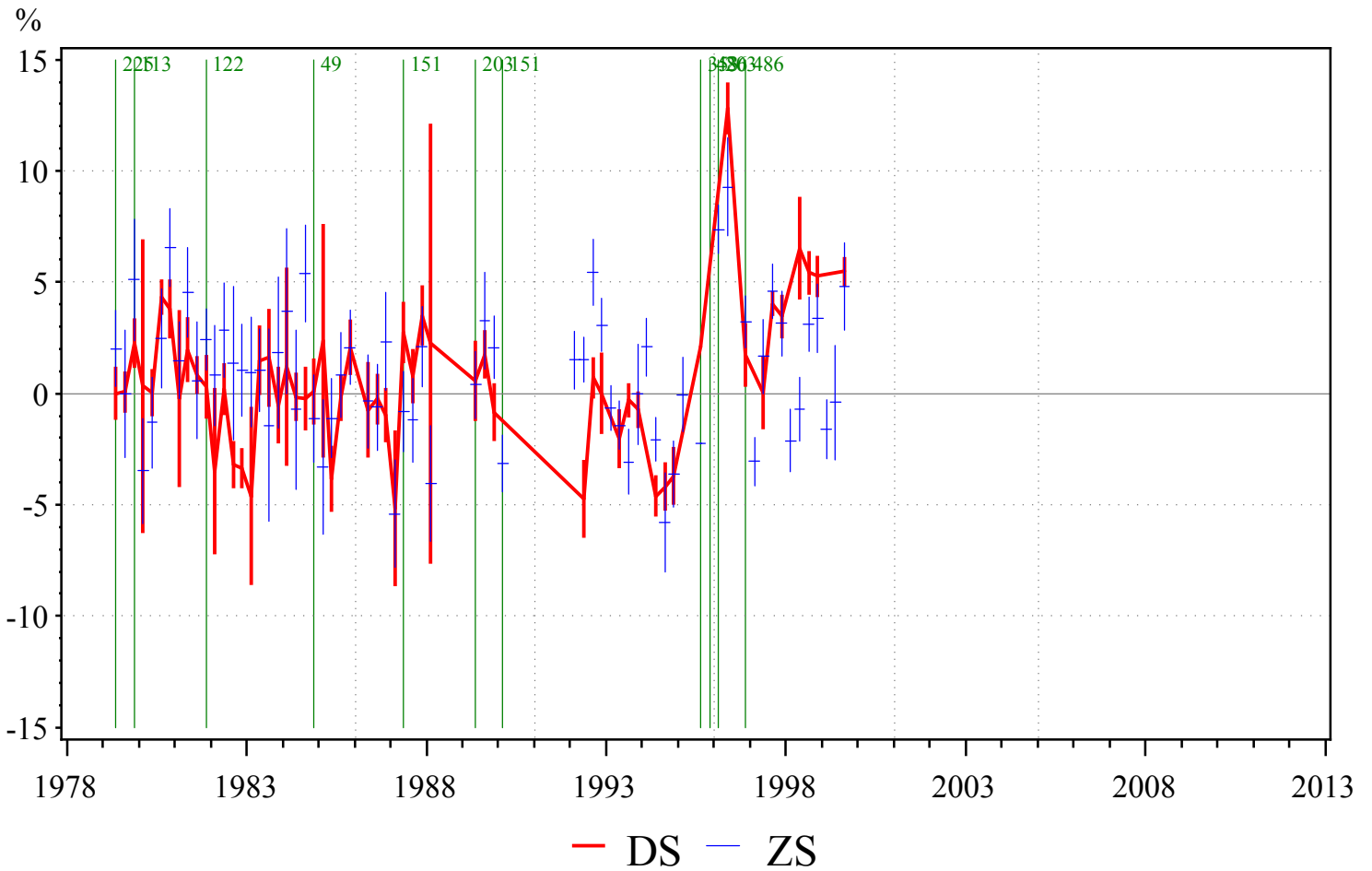
122 EKATERINBURG, 57N, 61E, Filter



17:21 Wednesday, October 31, 2012 43

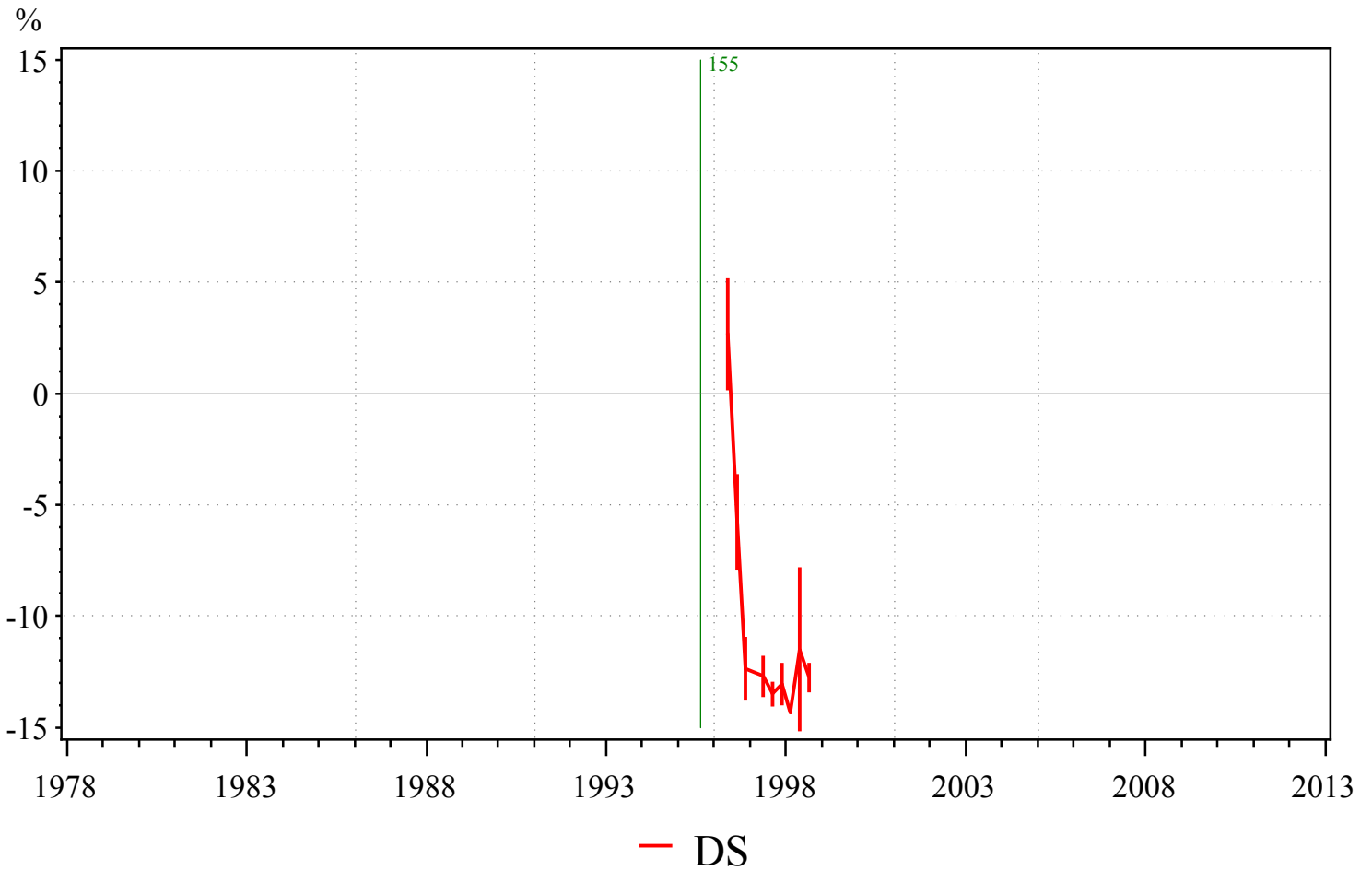
Obs	Direct Sun Statistics	1978-1985	1986-1990	1991-1995	1996-2000	2001-2005	2006-2010	Mean	Range
DS	Number of days	911	893	593	680	159	.	647.2	752
	Bias	1.65	1.36	2.05	2.82	0.63	.	1.7	2.18
	Daily sigma	3.49	3.3	3.31	3.47	2.86	.	3.29	0.64
	Monthly sigma	1.9	1.84	1.67	2.52	1.71	.	1.93	0.85
	Seasonal ampl.	1.16	0.84	2.54	3.23	.	.	1.94	2.39
	Annual range	2.2	2.9	0.44	3.95	.	.	2.37	3.51
ZS	Number of days	521	671	421	608	156	.	475.4	515
	Bias	2.27	2.4	1.95	3.04	1.82	.	2.3	1.22
	Daily sigma	5.35	4.64	4.1	4.43	3.32	.	4.37	2.03
	Monthly sigma	2.63	2.13	2.26	2.57	1.57	.	2.23	1.06
	Seasonal ampl.	1.15	0.64	0.54	0.91	.	.	0.81	0.61
	Annual range	3.96	1.81	1.96	4.41	.	.	3.03	2.59

121 RIGA, 57N, 24E, Filter



Obs	Direct Sun Statistics	1978-1985	1986-1990	1991-1995	1996-2000	2001-2005	2006-2010	Mean	Range
DS	Number of days	1140	432	243	261	.	.	519	897
	Bias	0.47	1.16	-1.48	4.84	.	.	1.25	6.32
	Daily sigma	5.48	5.54	3.83	4.28	.	.	4.78	1.71
	Monthly sigma	2.55	2.14	2.35	3.43	.	.	2.62	1.3
	Seasonal ampl.	0.65	0.49	0.57	0.16
	Annual range	5.48	2.58	4.06	2.72	.	.	3.71	2.9
ZS	Number of days	655	425	508	641	.	.	557.25	230
	Bias	1.64	-0.34	0.18	1.11	.	.	0.65	1.99
	Daily sigma	6.85	7.69	5.4	7.19	.	.	6.78	2.29
	Monthly sigma	3.33	3.5	3.71	3.92	.	.	3.61	0.59
	Seasonal ampl.	1.39	3.56	1.49	4.43	.	.	2.72	3.05
	Annual range	3.01	3.45	4.61	1.95	.	.	3.26	2.67

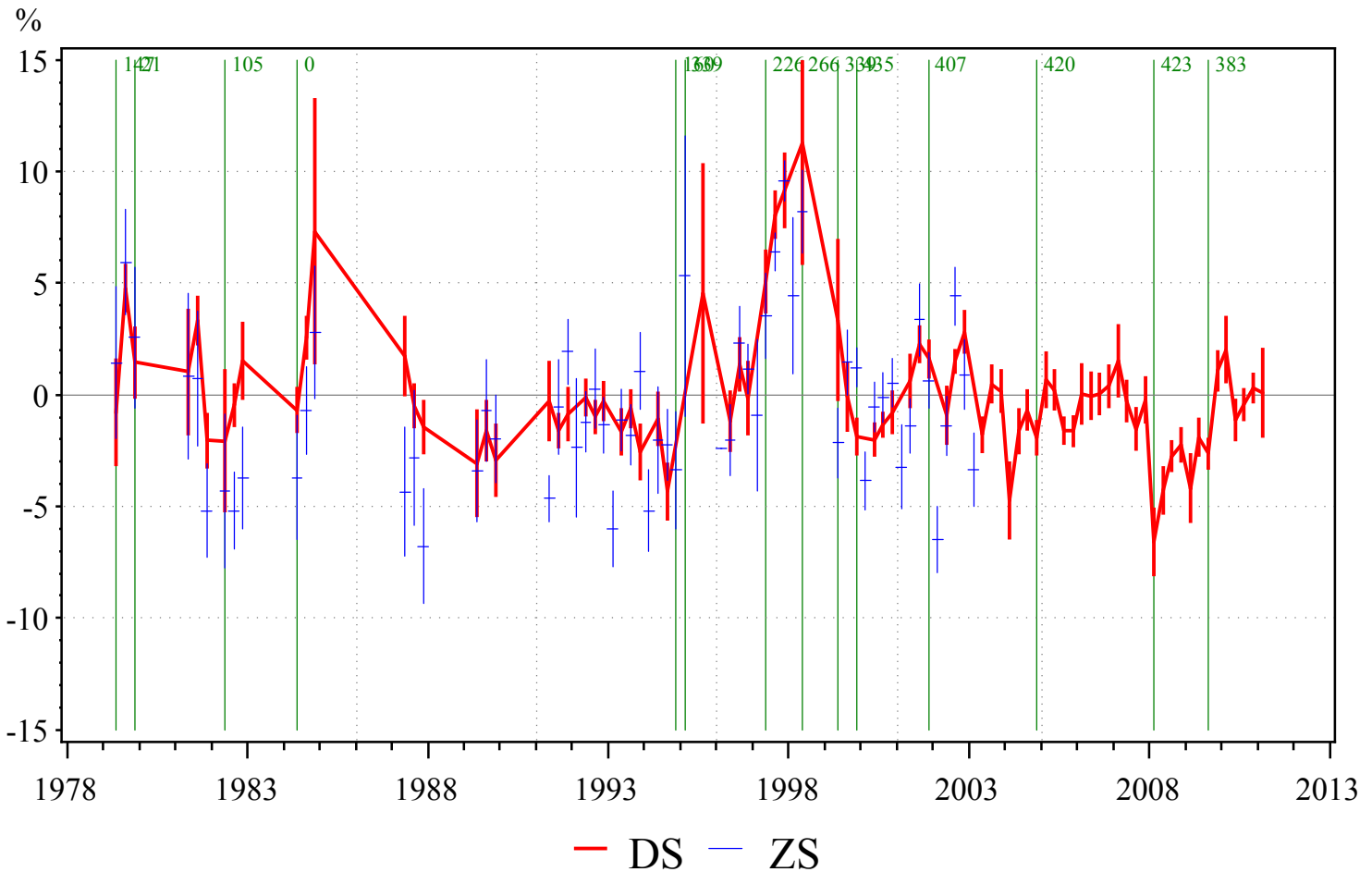
350 TAHKUSE, 59N, 25E, Filter



17:21 Wednesday, October 31, 2012 45

Obs	Direct Sun Statistics	1978-1985	1986-1990	1991-1995	1996-2000	2001-2005	2006-2010	Mean	Range
DS	Number of days	.	.	.	444	.	.	444	0
	Bias	.	.	.	-16.99	.	.	-16.99	0
	Daily sigma	.	.	.	8.19	.	.	8.19	0
	Monthly sigma	.	.	.	7.83	.	.	7.83	0
	Seasonal ampl.	.	.	.	5.89	.	.	5.89	0
	Annual range	.	.	.	14.85	.	.	14.85	0

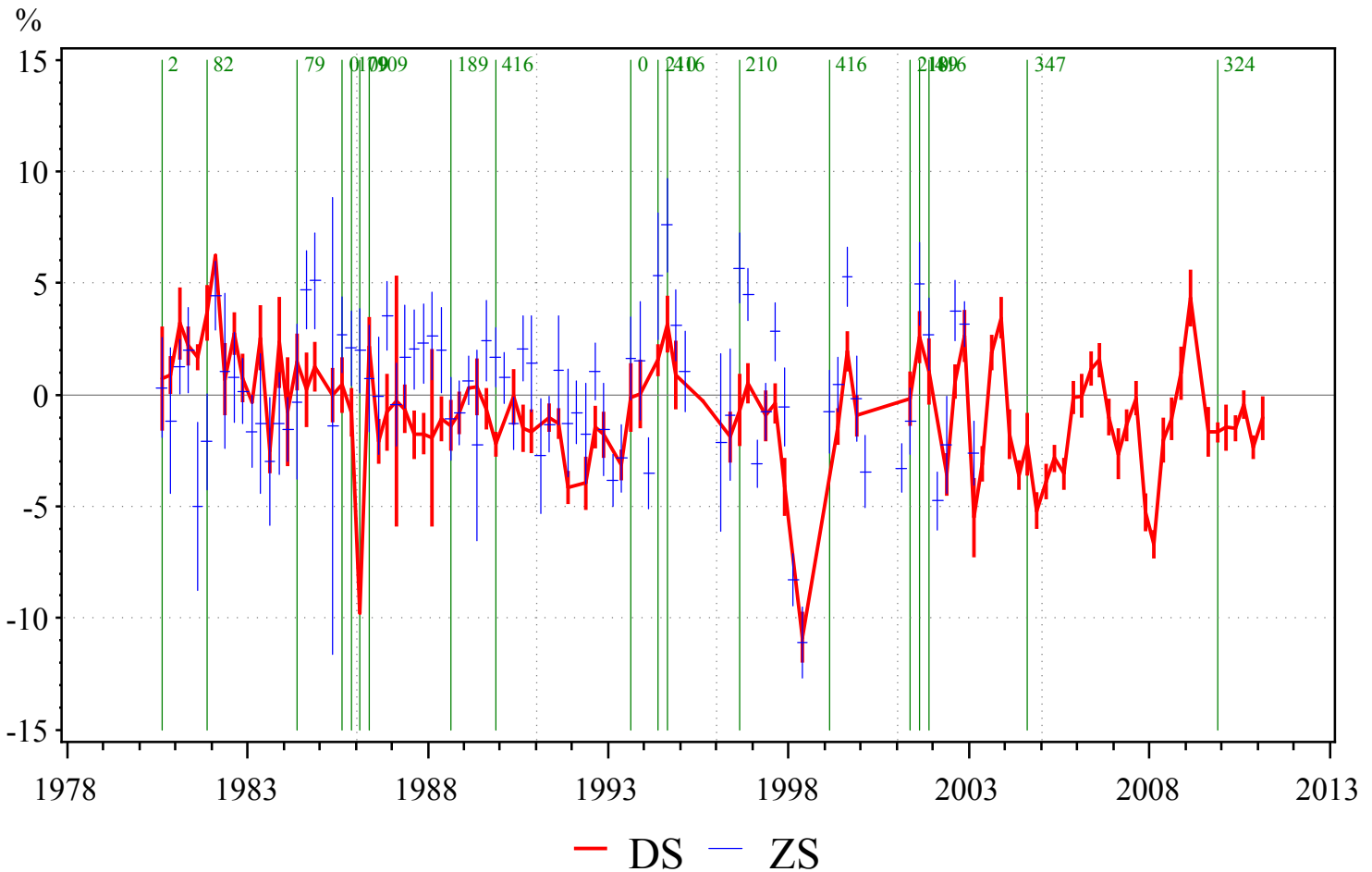
148 VITIM, 59N, 113E, Filter



17:21 Wednesday, October 31, 2012 46

Obs	Direct Sun Statistics	1978-1985	1986-1990	1991-1995	1996-2000	2001-2005	2006-2010	Mean	Range
DS	Number of days	429	207	307	293	984	1282	444	777
	Bias	1.38	-1.37	-1.21	1.1	-0.23	-1.23	-0.06	2.76
	Daily sigma	5.04	4.64	2.94	5.01	3.97	5.27	4.32	2.1
	Monthly sigma	2.54	1.86	1.42	3.73	2.18	2.95	2.34	2.32
	Seasonal ampl.	3.89	.	0.65	.	0.32	1.05	1.62	3.56
	Annual range	2.63	2.26	0.93	1.15	3.02	4.13	2	2.1
ZS	Number of days	188	127	384	587	281	.	313.4	460
	Bias	-1.03	-2.96	-1.64	2.62	-0.56	.	-0.71	5.58
	Daily sigma	6.4	6.12	5.14	6.75	5.89	.	6.06	1.62
	Monthly sigma	4.48	2.64	2.73	4.35	4.16	.	3.67	1.84
	Seasonal ampl.	.	.	2.84	1.63	.	.	2.23	1.21
	Annual range	.	.	0.44	6.78	1.13	.	2.78	6.34

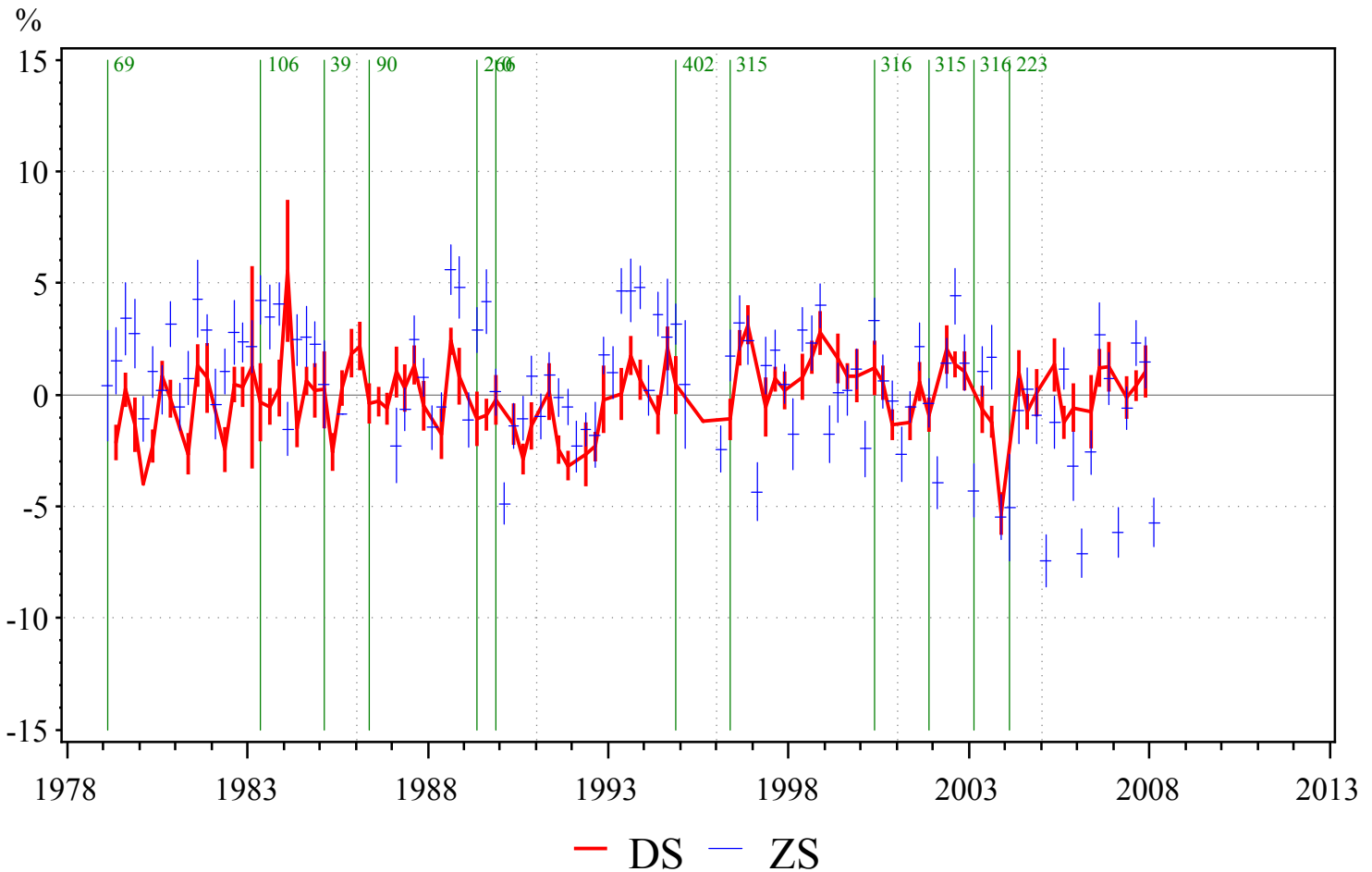
118 NAGAEVO, 60N, 151E, Filter



17:21 Wednesday, October 31, 2012 47

Obs	Direct Sun Statistics	1978-1985	1986-1990	1991-1995	1996-2000	2001-2005	2006-2010	Mean	Range
DS	Number of days	758	636	447	332	1078	1291	650.2	746
	Bias	1.07	-1.14	-1.22	-0.85	-1.36	-1.37	-0.7	2.44
	Daily sigma	4.6	3.86	3.67	3.92	4.57	4.32	4.12	0.93
	Monthly sigma	2.4	1.49	2.21	2.28	3.08	2.75	2.29	1.59
	Seasonal ampl.	0.91	0.63	2.1	2.79	1.86	1.39	1.66	2.16
	Annual range	2.65	0.64	3.93	2.01	5.12	3.07	2.87	4.48
ZS	Number of days	519	620	453	501	324	.	483.4	296
	Bias	1.31	1.2	-0.71	-1.66	-0.66	.	-0.1	2.96
	Daily sigma	6.74	5.79	5.93	6.78	6.29	.	6.31	0.99
	Monthly sigma	3.29	2.07	4.04	5.29	4.27	.	3.79	3.23
	Seasonal ampl.	0.39	0.38	3.25	5.79	5.35	.	3.03	5.42
	Annual range	6.23	1.84	5.65	3.83	0.38	.	3.58	5.85

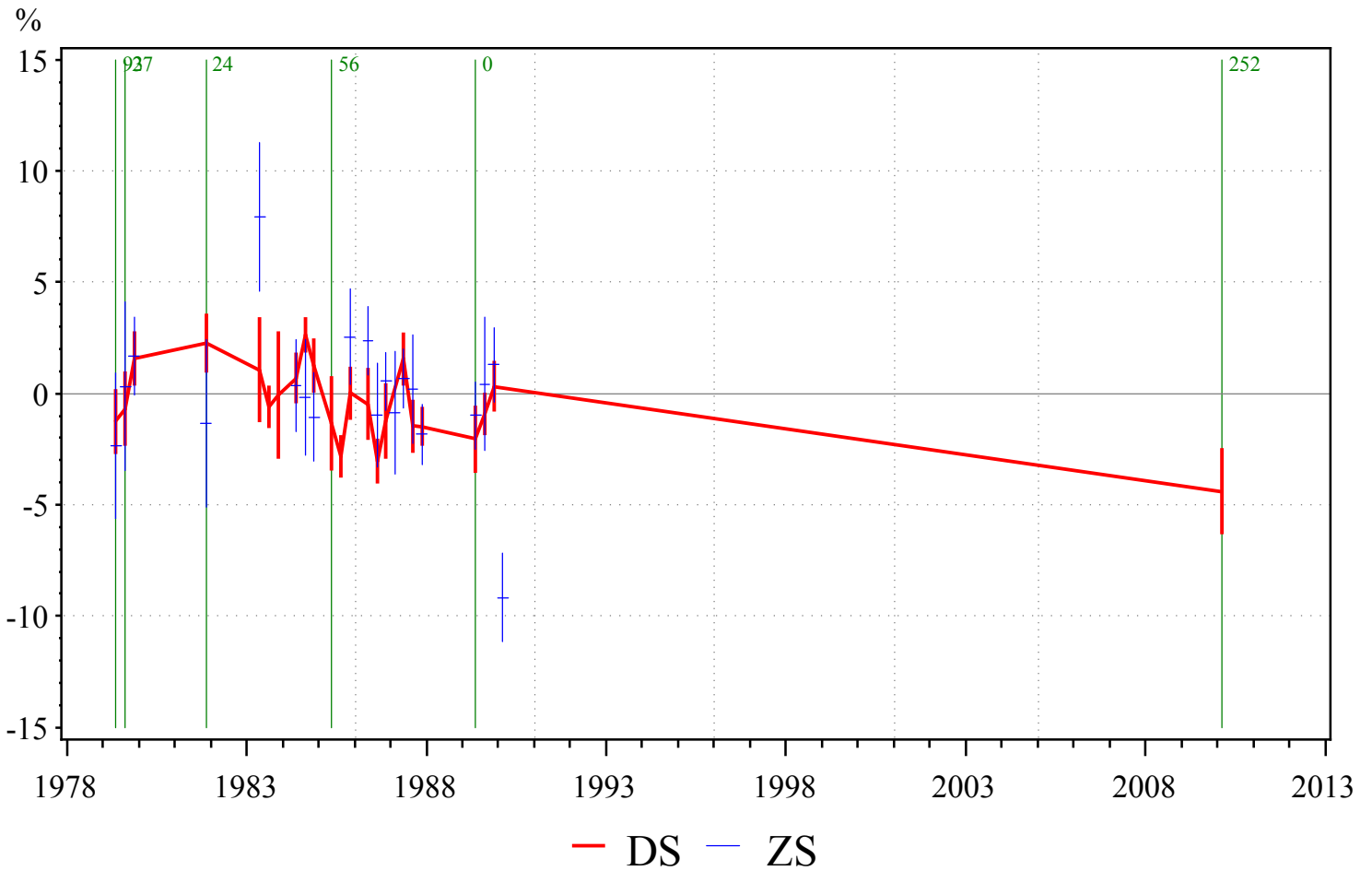
042 ST. PETERSBURG, 60N, 30E, Filter



17:21 Wednesday, October 31, 2012 48

Obs	Direct Sun Statistics	1978-1985	1986-1990	1991-1995	1996-2000	2001-2005	2006-2010	Mean	Range
DS	Number of days	1056	743	352	531	499	190	636.2	704
	Bias	-0.03	-0.14	-0.88	0.93	-0.06	0.59	-0.04	1.81
	Daily sigma	3.89	3.54	3.16	2.77	2.94	3.07	3.26	1.12
	Monthly sigma	2.07	1.71	2.12	1.47	1.79	1.29	1.83	0.65
	Seasonal ampl.	1.38	0.22	0.27	0.8	0.64	.	0.66	1.17
	Annual range	1.71	3.37	3.1	1.94	3.28	0.23	2.68	1.66
ZS	Number of days	1019	847	691	1053	963	481	914.6	362
	Bias	1.91	0.19	1.1	0.32	-1.93	-1.79	0.32	3.84
	Daily sigma	4.57	4.88	4.31	5.33	5.66	5.69	4.95	1.35
	Monthly sigma	2.13	3.13	2.62	3.07	4.24	4.06	3.04	2.1
	Seasonal ampl.	1.18	2.88	1.15	2.87	4.21	5.39	2.46	3.06
	Annual range	2.5	2.53	3.94	2.69	3.24	0.76	2.98	1.43

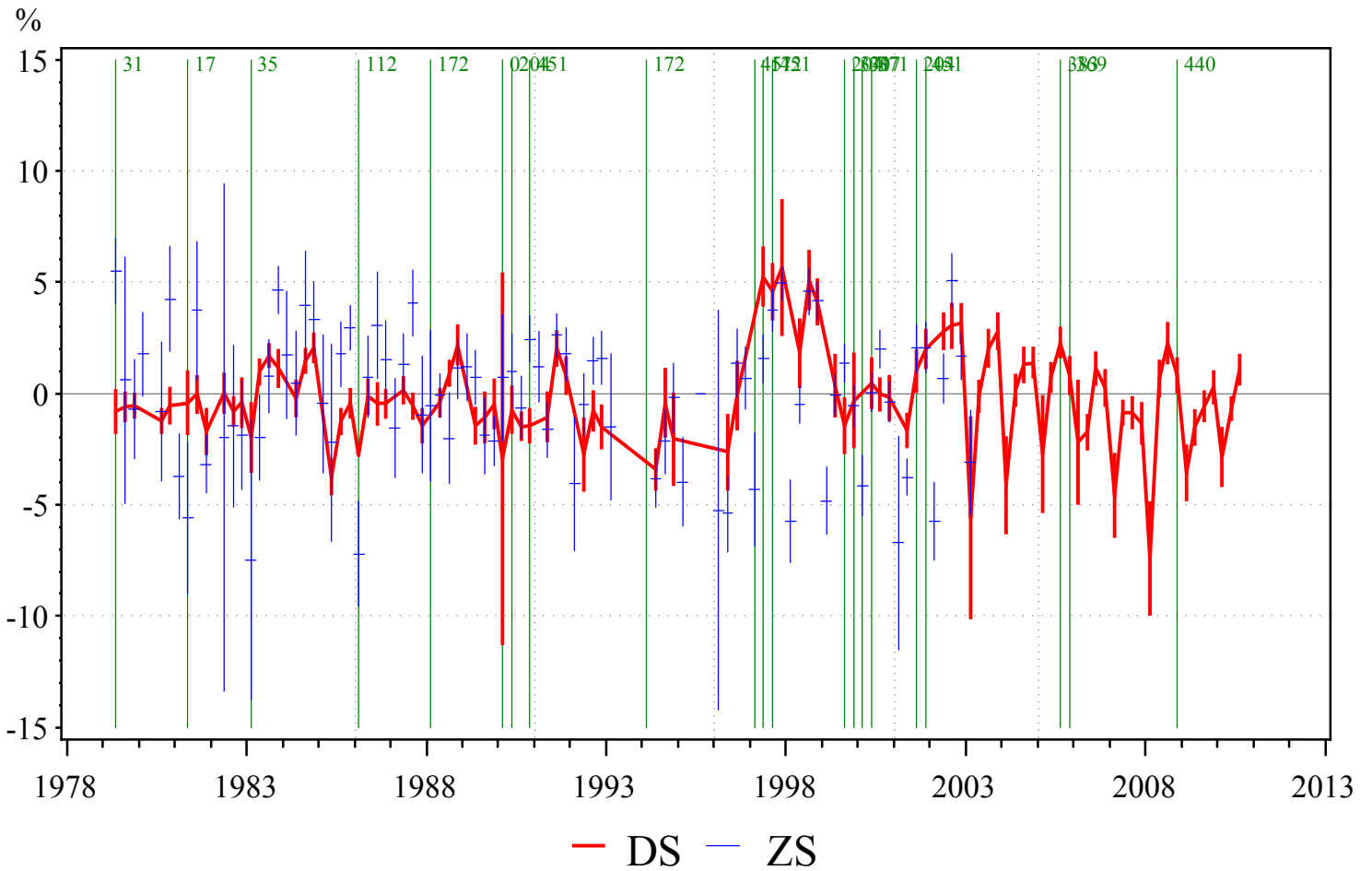
150 HANTY MANSIJSK, 61N, 69E, Filter



17:21 Wednesday, October 31, 2012 49

Obs	Direct Sun Statistics	1978-1985	1986-1990	1991-1995	1996-2000	2001-2005	2006-2010	Mean	Range
DS	Number of days	567	386	.	.	.	21	476.5	181
	Bias	0.15	-0.94	.	.	.	-4.4	-0.4	1.09
	Daily sigma	4.95	4.66	.	.	.	4.46	4.8	0.28
	Monthly sigma	2.22	1.92	.	.	.	0.99	2.07	0.3
	Seasonal ampl.	0.95	1.85	1.4	0.89
	Annual range	3.32	1.75	2.53	1.56
ZS	Number of days	147	347	247	200
	Bias	1.23	-0.22	0.5	1.45
	Daily sigma	6.75	6.26	6.5	0.49
	Monthly sigma	2.39	3.53	2.96	1.14
	Seasonal ampl.	.	1.26	1.26	0
	Annual range	.	1.3	1.3	0

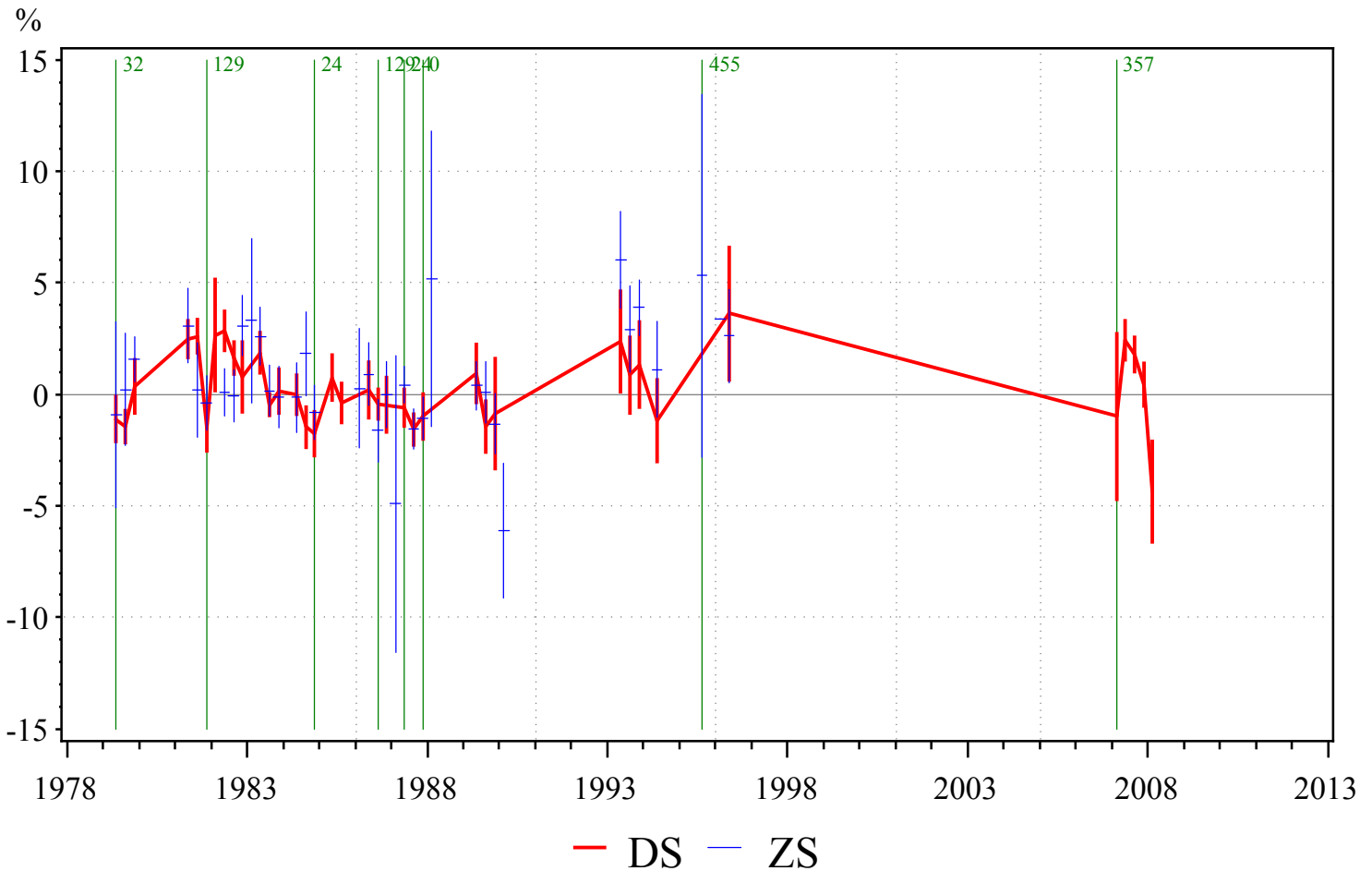
123 YAKUTSK, 62N, 130E, Filter



17:21 Wednesday, October 31, 2012 50

Obs	Direct Sun Statistics	1978-1985	1986-1990	1991-1995	1996-2000	2001-2005	2006-2010	Mean	Range
DS	Number of days	1183	625	197	260	908	1175	634.6	986
	Bias	-0.17	-0.35	-0.49	1.19	1.15	-0.45	0.26	1.68
	Daily sigma	3.38	3.53	3.1	4.32	4.49	4.27	3.76	1.39
	Monthly sigma	2.02	1.35	2.09	2.94	2.86	2.7	2.25	1.58
	Seasonal ampl.	0.81	0.13	.	.	3.09	2.82	1.34	2.96
	Annual range	2.84	2.32	2.07	1.17	2.38	2.48	2.16	1.67
ZS	Number of days	397	578	472	926	381	.	550.8	545
	Bias	0.85	0.45	0.01	0.75	0.03	.	0.42	0.84
	Daily sigma	6.35	5.96	5.04	5.58	7.08	.	6	2.04
	Monthly sigma	3.61	2.4	3.03	4.04	5.41	.	3.7	3.01
	Seasonal ampl.	2.79	0.5	2.95	4.33	6.24	.	3.36	5.73
	Annual range	1.83	2.32	2.84	4.78	3.79	.	3.11	2.94

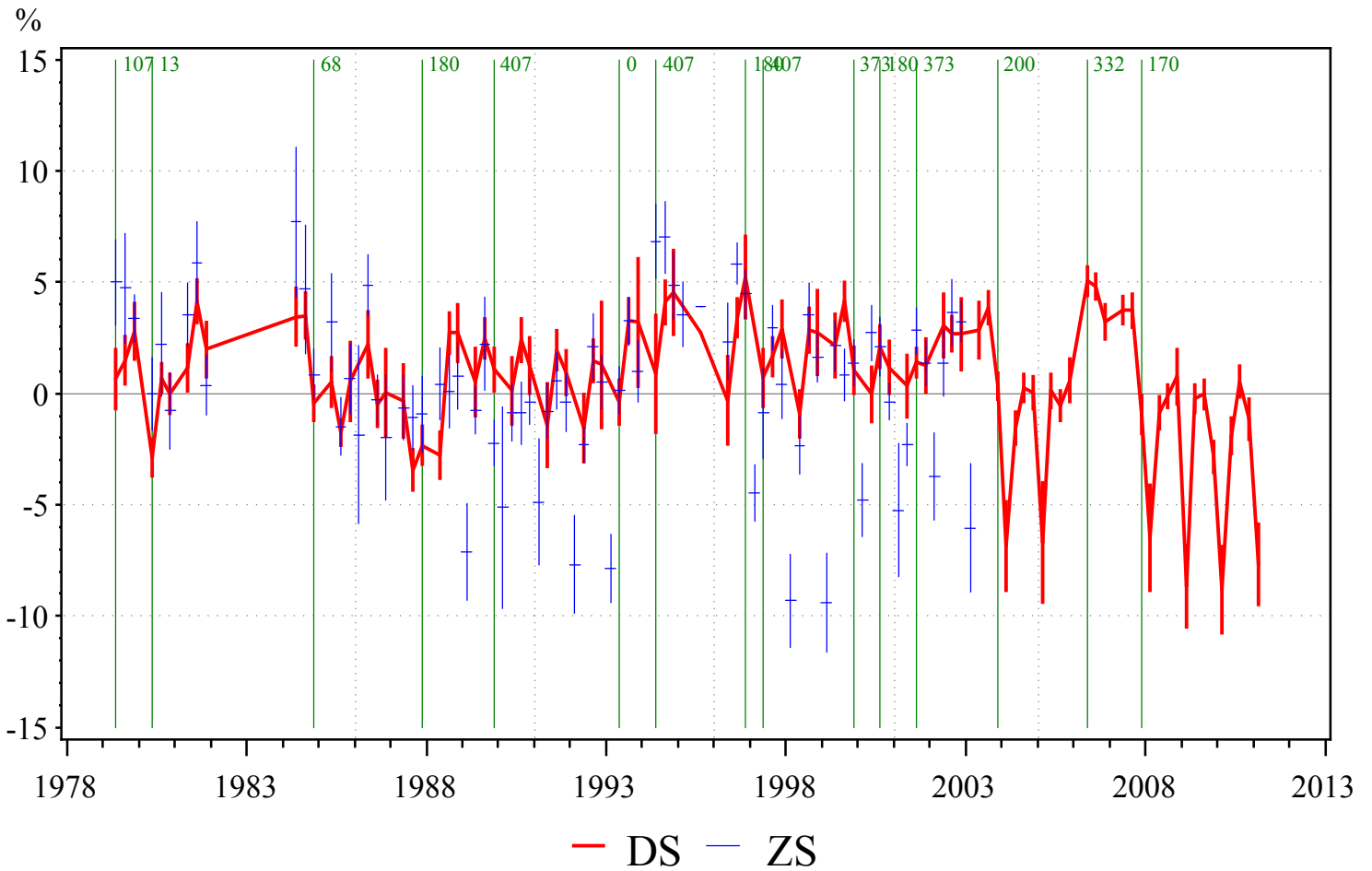
276 TURA, 64N, 100E, Filter



17:21 Wednesday, October 31, 2012 51

Obs	Direct Sun Statistics	1978-1985	1986-1990	1991-1995	1996-2000	2001-2005	2006-2010	Mean	Range
DS	Number of days	696	245	45	.	.	274	328.67	651
	Bias	0.23	-0.54	0.66	.	.	0.94	0.12	1.2
	Daily sigma	3.52	3.25	3.62	.	.	4.92	3.46	0.37
	Monthly sigma	1.97	1.37	1.97	.	.	2.28	1.77	0.61
	Seasonal ampl.	1.01	1.01	0
	Annual range	2.98	0.8	1.89	2.18
ZS	Number of days	479	439	124	30	.	.	268	449
	Bias	1.13	-0.54	3.59	3.24	.	.	1.85	4.14
	Daily sigma	4.87	4.87	5.4	6.27	.	.	5.36	1.4
	Monthly sigma	2.12	2.35	3.61	1.59	.	.	2.42	2.02
	Seasonal ampl.	0.22	0.89	0.55	0.67
	Annual range	0.55	0.55	0.55	0

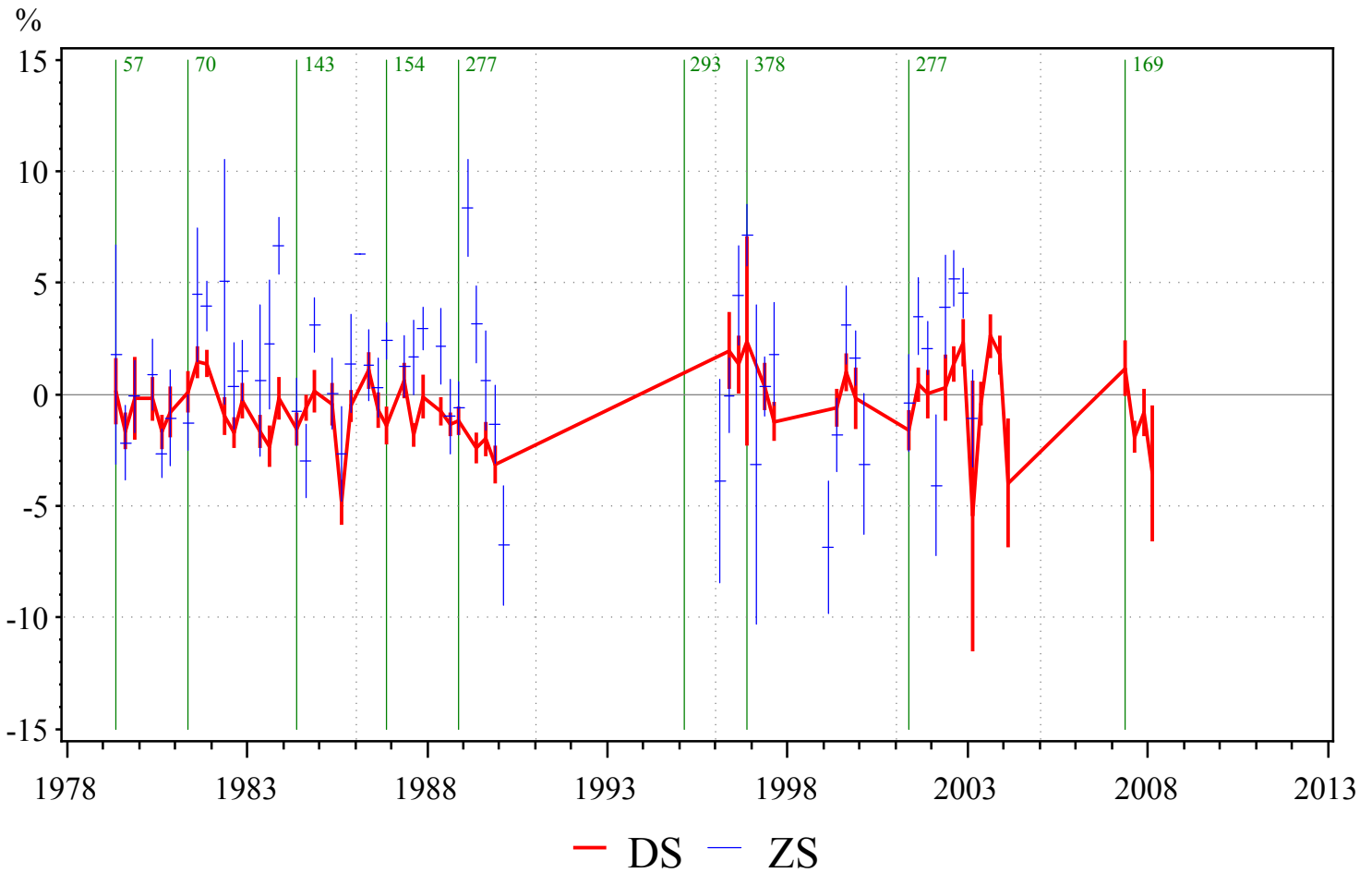
271 ARHANGELSK, 65N, 41E, Filter



17:21 Wednesday, October 31, 2012 52

Obs	Direct Sun Statistics	1978-1985	1986-1990	1991-1995	1996-2000	2001-2005	2006-2010	Mean	Range
DS	Number of days	571	512	240	381	840	1184	508.8	600
	Bias	1.31	0.67	1.67	2.22	0.48	0.34	1.27	1.75
	Daily sigma	4	4.17	3.5	3.44	4.18	5.11	3.86	0.74
	Monthly sigma	2.42	2.41	1.96	1.77	2.75	4.06	2.26	0.98
	Seasonal ampl.	1.84	1.57	.	2.38	2.74	3.44	2.13	1.16
	Annual range	3.41	4.41	0.24	1.47	3.68	6.23	2.64	4.17
ZS	Number of days	437	643	519	819	323	.	548.2	496
	Bias	2.2	-0.37	0.54	0.86	1.27	.	0.9	2.56
	Daily sigma	5.56	5.22	5.49	6.1	4.71	.	5.42	1.39
	Monthly sigma	2.73	2.62	4.04	4.89	3.47	.	3.55	2.28
	Seasonal ampl.	1.34	1.48	3.9	5.57	3.86	.	3.23	4.24
	Annual range	4.48	2.93	7.12	4.81	1.67	.	4.2	5.46

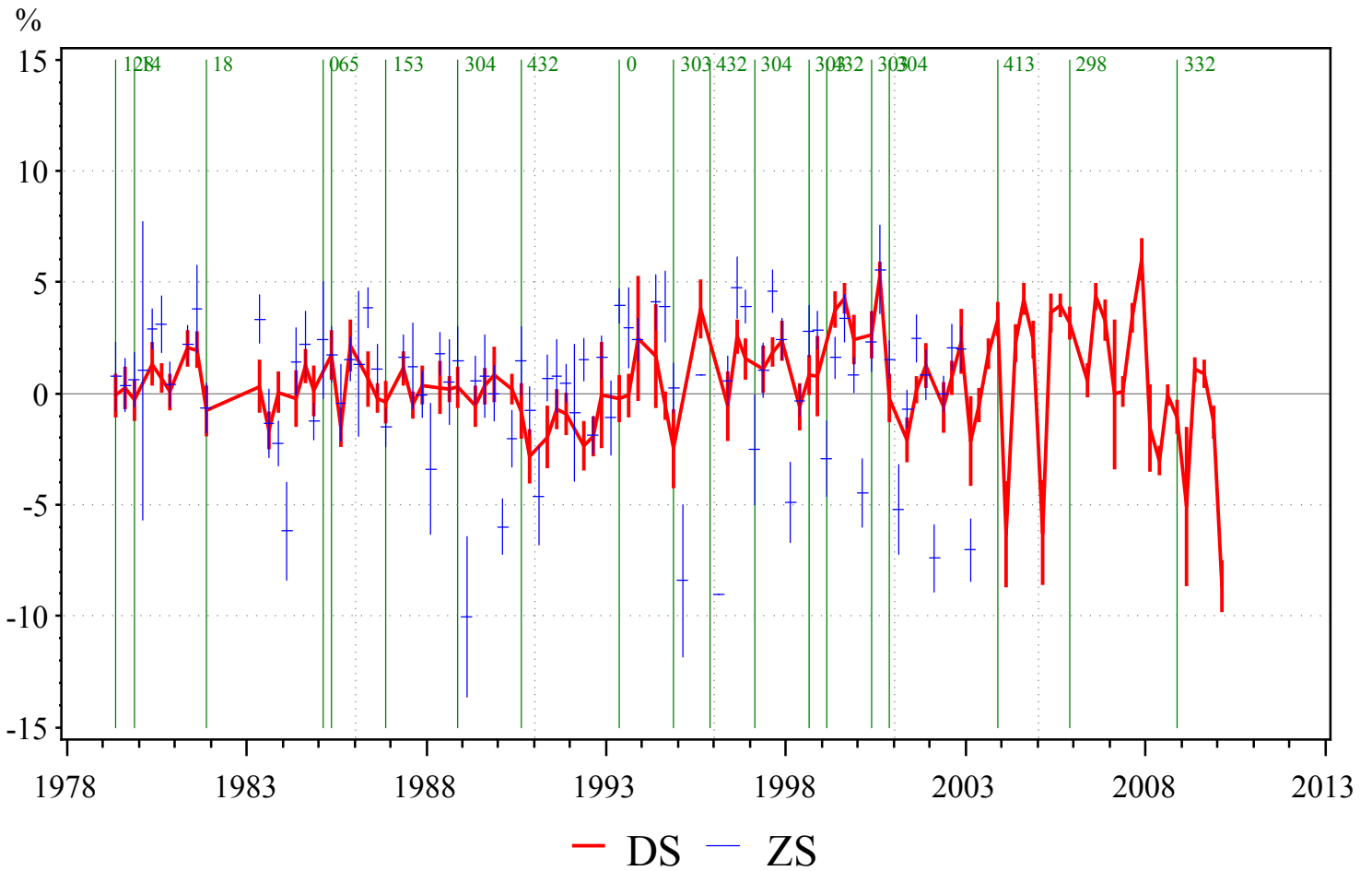
144 MARKOVO, 65N, 170E, Filter



17:21 Wednesday, October 31, 2012 53

Obs	Direct Sun Statistics	1978-1985	1986-1990	1991-1995	1996-2000	2001-2005	2006-2010	Mean	Range
DS	Number of days	1079	530	.	195	524	244	582	884
	Bias	-0.84	-1.15	.	0.53	1.11	-0.73	-0.09	2.27
	Daily sigma	3.68	2.63	.	3.14	5.6	5.83	3.76	2.96
	Monthly sigma	2.11	1.52	.	1.16	2.95	2.75	1.93	1.79
	Seasonal ampl.	0.91	0.32	.	.	3.75	.	1.66	3.43
	Annual range	3.15	2.17	.	.	1.84	.	2.39	1.31
ZS	Number of days	447	397	.	255	190	.	322.25	257
	Bias	0.78	1.14	.	1.16	2.85	.	1.48	2.07
	Daily sigma	4.89	5.03	.	5.7	5.96	.	5.4	1.07
	Monthly sigma	3.41	3.26	.	4.24	4.29	.	3.8	1.03
	Seasonal ampl.	2.17	0.58	1.38	1.59
	Annual range	3.4	2.41	.	3.34	3.87	.	3.26	1.46

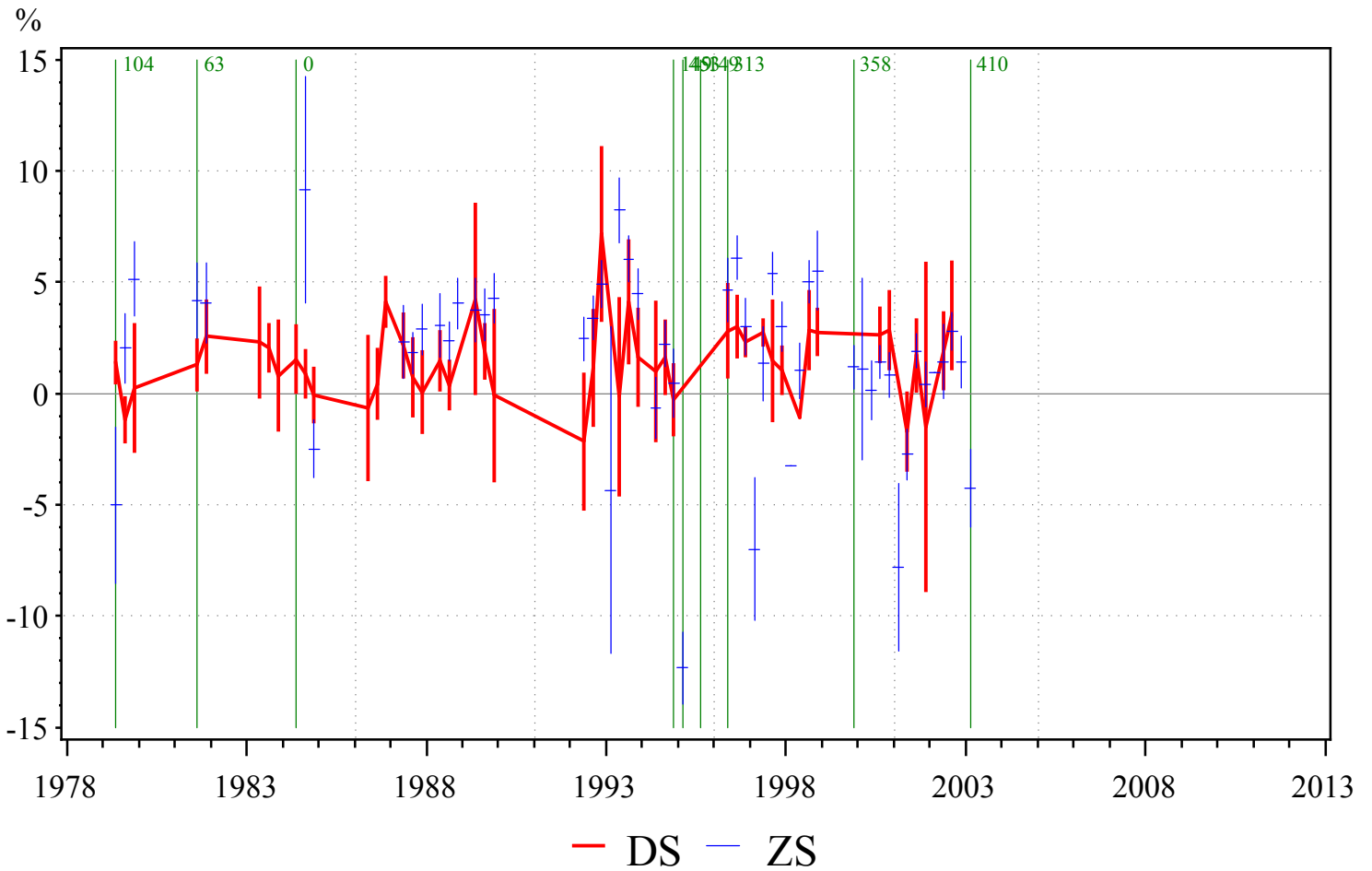
129 PECHORA, 65N, 57E, Filter



17:21 Wednesday, October 31, 2012 54

Obs	Direct Sun Statistics	1978-1985	1986-1990	1991-1995	1996-2000	2001-2005	2006-2010	Mean	Range
DS	Number of days	755	579	278	516	992	1123	624	714
	Bias	0.43	-0.09	-0.73	2.3	1.55	0.77	0.69	3.03
	Daily sigma	3.46	2.96	3.33	3.29	5.05	4.8	3.62	2.09
	Monthly sigma	1.82	1.43	1.32	1.97	3.48	4.09	2	2.16
	Seasonal ampl.	1.61	0.29	.	2.52	3.01	3.55	1.86	2.72
	Annual range	2.06	1.36	2.03	3.15	3.69	5.12	2.46	2.33
ZS	Number of days	751	735	623	925	387	.	684.2	538
	Bias	1.09	0.3	1.58	1.35	-0.04	.	0.86	1.62
	Daily sigma	4.55	4.68	4.81	4.78	4.78	.	4.72	0.26
	Monthly sigma	2.54	2.67	2.34	3.38	3.65	.	2.92	1.31
	Seasonal ampl.	1.24	1.81	1.49	4.1	4.59	.	2.65	3.36
	Annual range	2.27	2.78	3.13	1.94	0.51	.	2.12	2.62

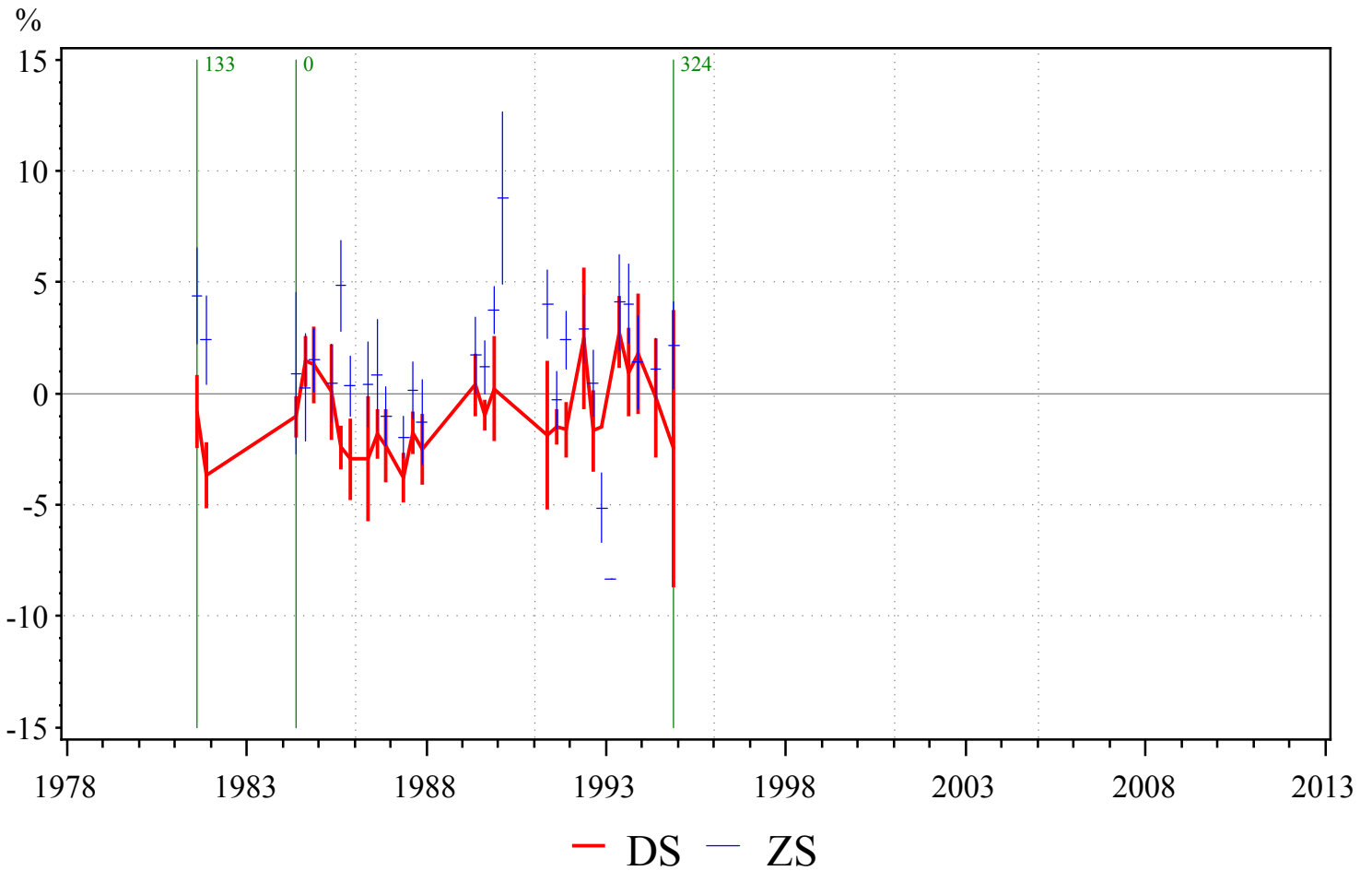
142 IGARKA, 67N, 87E, Filter



17:21 Wednesday, October 31, 2012 55

Obs	Direct Sun Statistics	1978-1985	1986-1990	1991-1995	1996-2000	2001-2005	2006-2010	Mean	Range
DS	Number of days	288	179	67	84	35	.	130.6	253
	Bias	1.41	1.82	1.53	2.74	1.36	.	1.77	1.38
	Daily sigma	4.25	4.14	4.14	3.11	3.59	.	3.84	1.15
	Monthly sigma	2.04	1.8	2.45	1.13	.	.	1.86	1.32
	Annual range	2.54	2.54	0
ZS	Number of days	166	422	368	653	305	.	382.8	487
	Bias	2.18	3.35	3.84	3.02	1.37	.	2.75	2.48
	Daily sigma	6.06	4.33	5.7	5.23	4.22	.	5.11	1.84
	Monthly sigma	3.72	1.98	3.51	3.03	1.95	.	2.84	1.77
	Seasonal ampl.	.	0.67	0.5	4.05	3.17	.	2.1	3.55
	Annual range	.	1.45	6.65	3.53	1.34	.	3.24	5.31

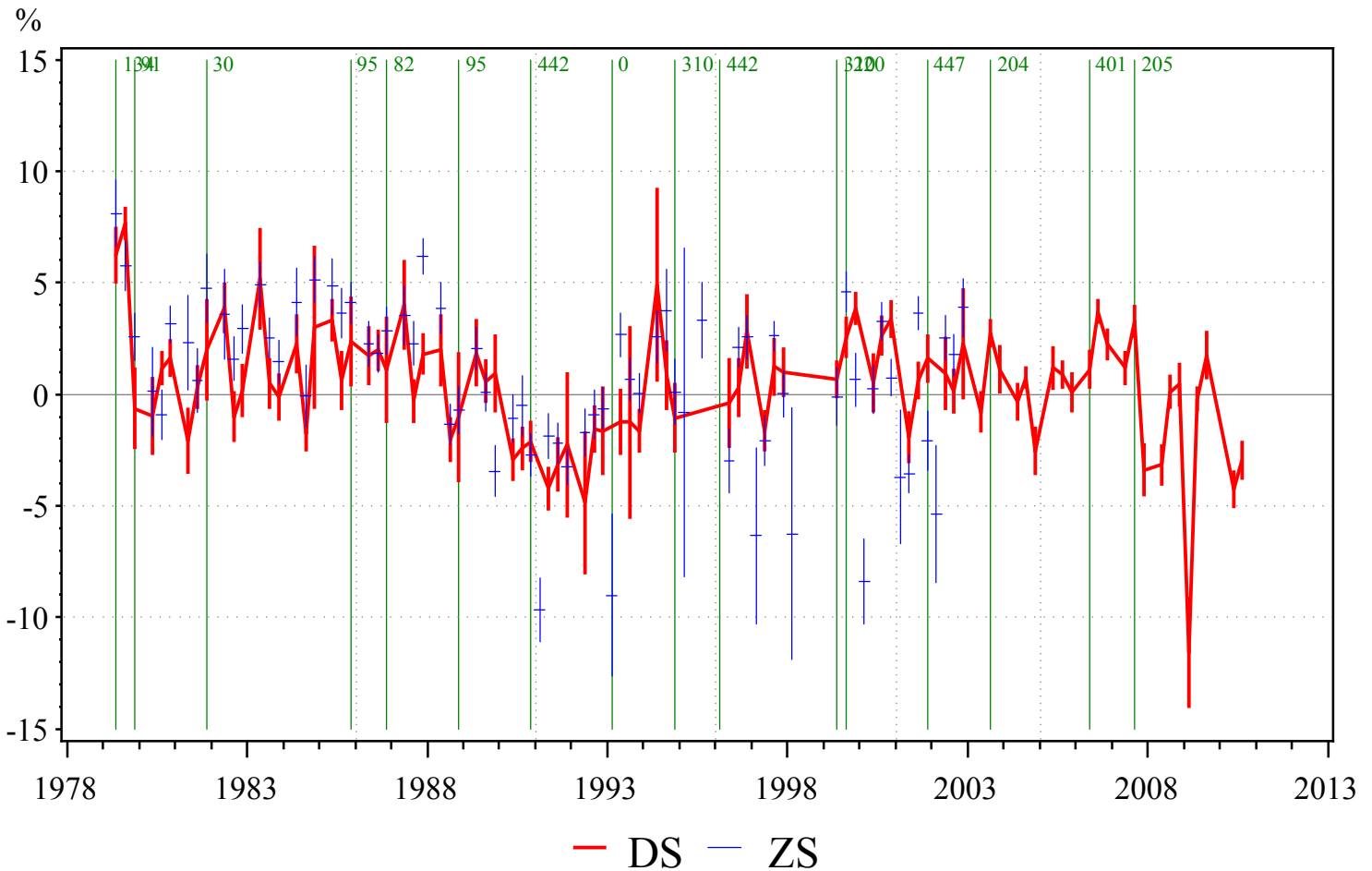
145 OLENEK, 69N, 112E, Filter



17:21 Wednesday, October 31, 2012 56

Obs	Direct Sun Statistics	1978-1985	1986-1990	1991-1995	1996-2000	2001-2005	2006-2010	Mean	Range
DS	Number of days	272	241	134	.	.	.	215.67	138
	Bias	-0.74	-1.61	-0.34	.	.	.	-0.9	1.28
	Daily sigma	4.79	4.05	4.03	.	.	.	4.29	0.76
	Monthly sigma	2.77	1.48	2.05	.	.	.	2.1	1.29
	Annual range	2.92	1.89	2.41	1.03
ZS	Number of days	230	350	315	.	.	.	298.33	120
	Bias	1.75	1.19	2.17	.	.	.	1.7	0.99
	Daily sigma	5.55	5.48	5.7	.	.	.	5.58	0.22
	Monthly sigma	2.7	2.73	3.24	.	.	.	2.89	0.54
	Seasonal ampl.	.	0.84	1.15	.	.	.	1	0.3
	Annual range	0.04	3.96	3.82	.	.	.	2.6	3.92

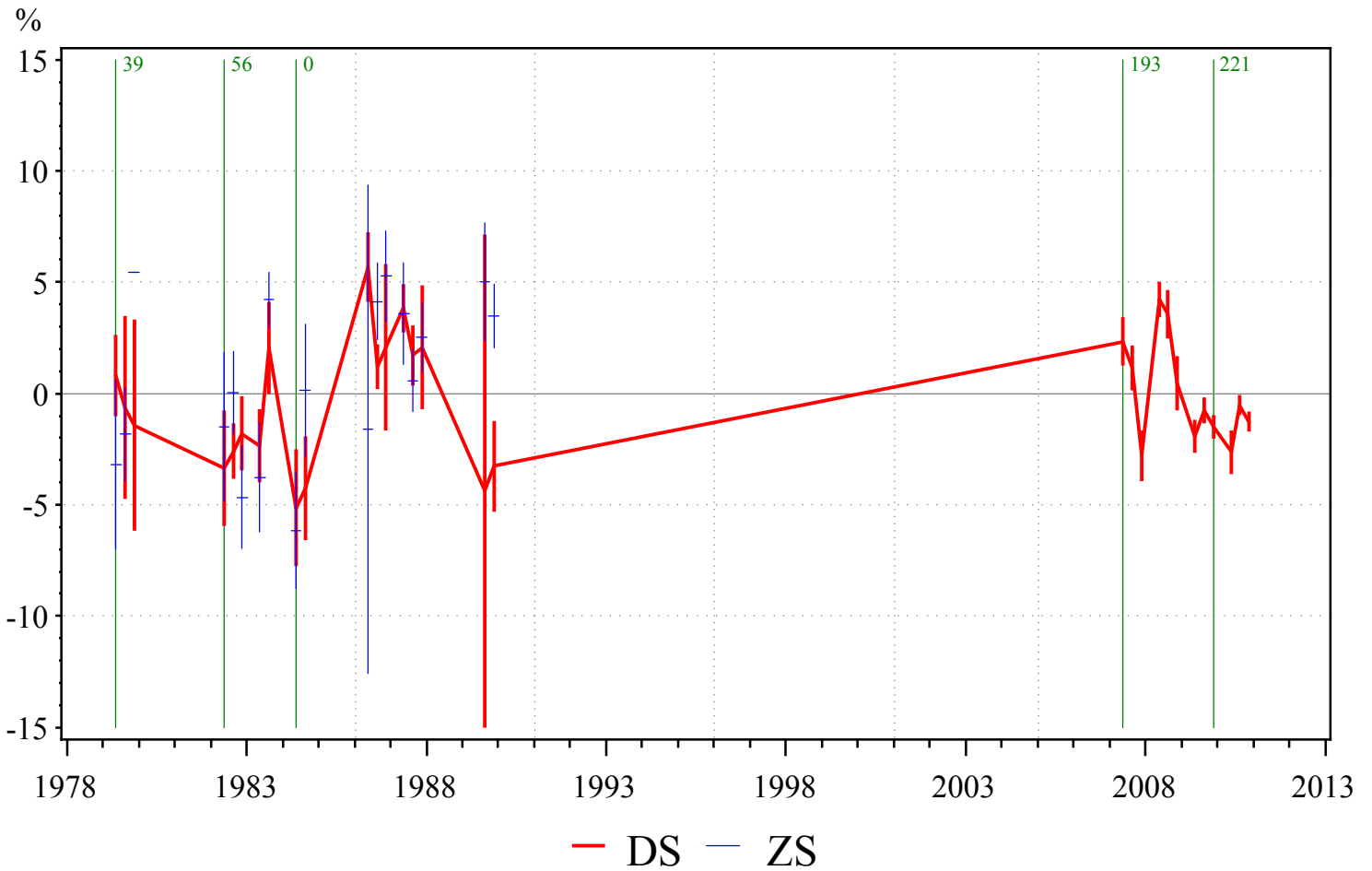
117 MURMANSK, 69N, 33E, Filter



17:21 Wednesday, October 31, 2012 57

Obs	Direct Sun Statistics	1978-1985	1986-1990	1991-1995	1996-2000	2001-2005	2006-2010	Mean	Range
DS	Number of days	525	231	101	177	763	891	359.4	662
	Bias	1.32	0.13	-2.01	1.81	0.04	-0.01	0.26	3.82
	Daily sigma	4.13	3.27	2.99	2.55	4.49	4.92	3.49	1.95
	Monthly sigma	2.73	2.17	2.15	1.61	2.76	3.39	2.29	1.14
	Seasonal ampl.	1.77	.	.	.	4.66	4.62	3.21	2.89
	Annual range	5.67	.	.	.	2.73	6.36	4.2	2.94
ZS	Number of days	1018	937	704	740	296	.	739	722
	Bias	3.41	0.63	-0.4	0.79	0.02	.	0.89	3.81
	Daily sigma	4.96	5.5	4.44	4.64	5.35	.	4.98	1.06
	Monthly sigma	3.13	3.71	2.67	3.02	3.65	.	3.24	1.05
	Seasonal ampl.	1.91	1.52	1.27	4.77	.	.	2.37	3.51
	Annual range	3.54	5.86	4.32	1.25	3.96	.	3.78	4.61

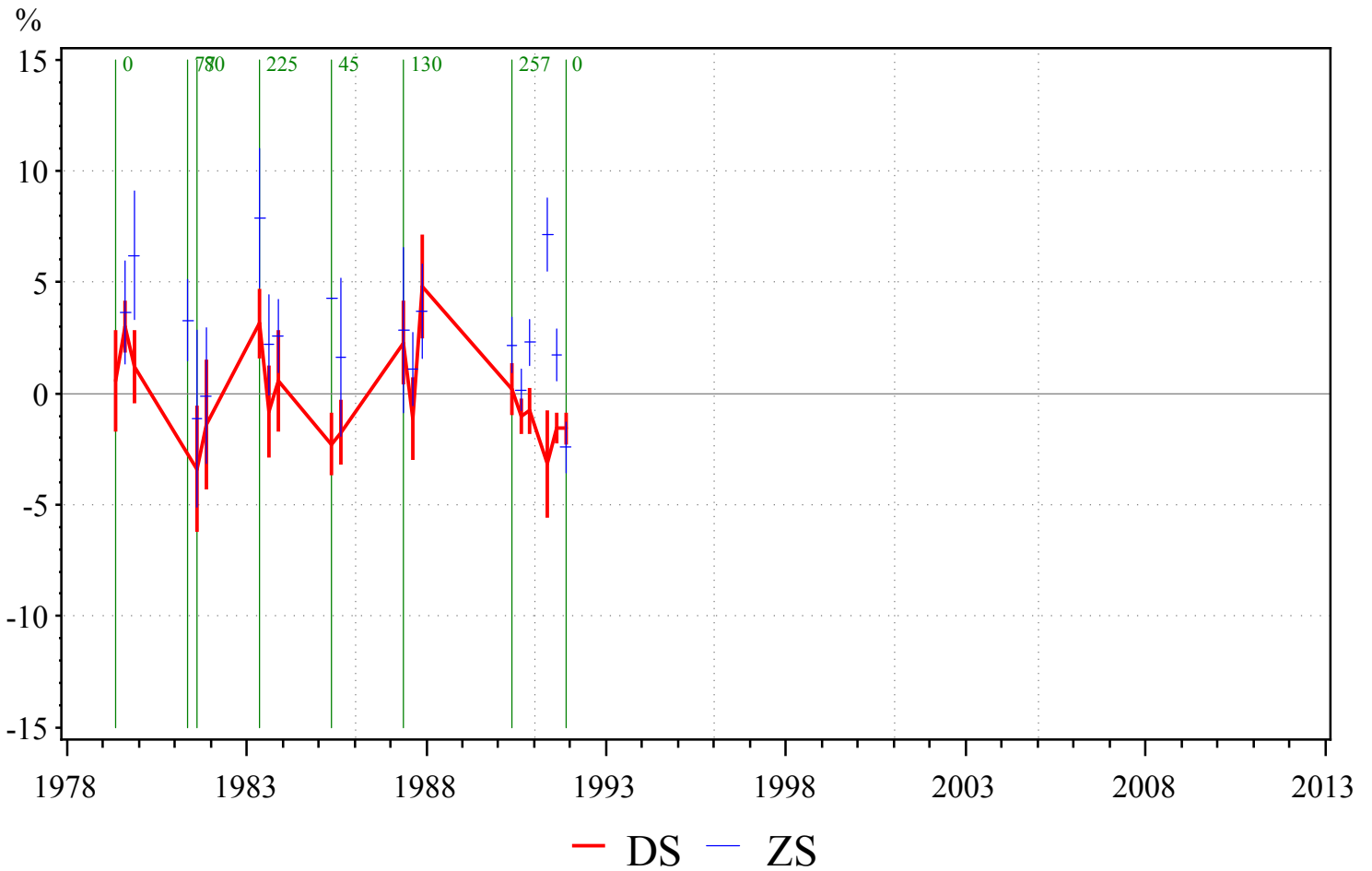
186 TIKSI, 72N, 129E, Filter



17:21 Wednesday, October 31, 2012 58

Obs	Direct Sun Statistics	1978-1985	1986-1990	1991-1995	1996-2000	2001-2005	2006-2010	Mean	Range
DS	Number of days	188	166	.	.	.	822	177	22
	Bias	-1.67	3.27	.	.	.	0.04	0.8	4.93
	Daily sigma	6.23	5.67	.	.	.	4.49	5.95	0.56
	Monthly sigma	4.25	2.86	.	.	.	3.11	3.56	1.4
	Seasonal ampl.	1.65	.	.
	Annual range	.	1.42	.	.	.	4.18	1.42	0
ZS	Number of days	225	256	240.5	31
	Bias	-0.88	4.31	1.72	5.19
	Daily sigma	7.33	6.98	7.15	0.35
	Monthly sigma	4.87	2.96	3.91	1.91
	Annual range	4.24	5.31	4.77	1.07

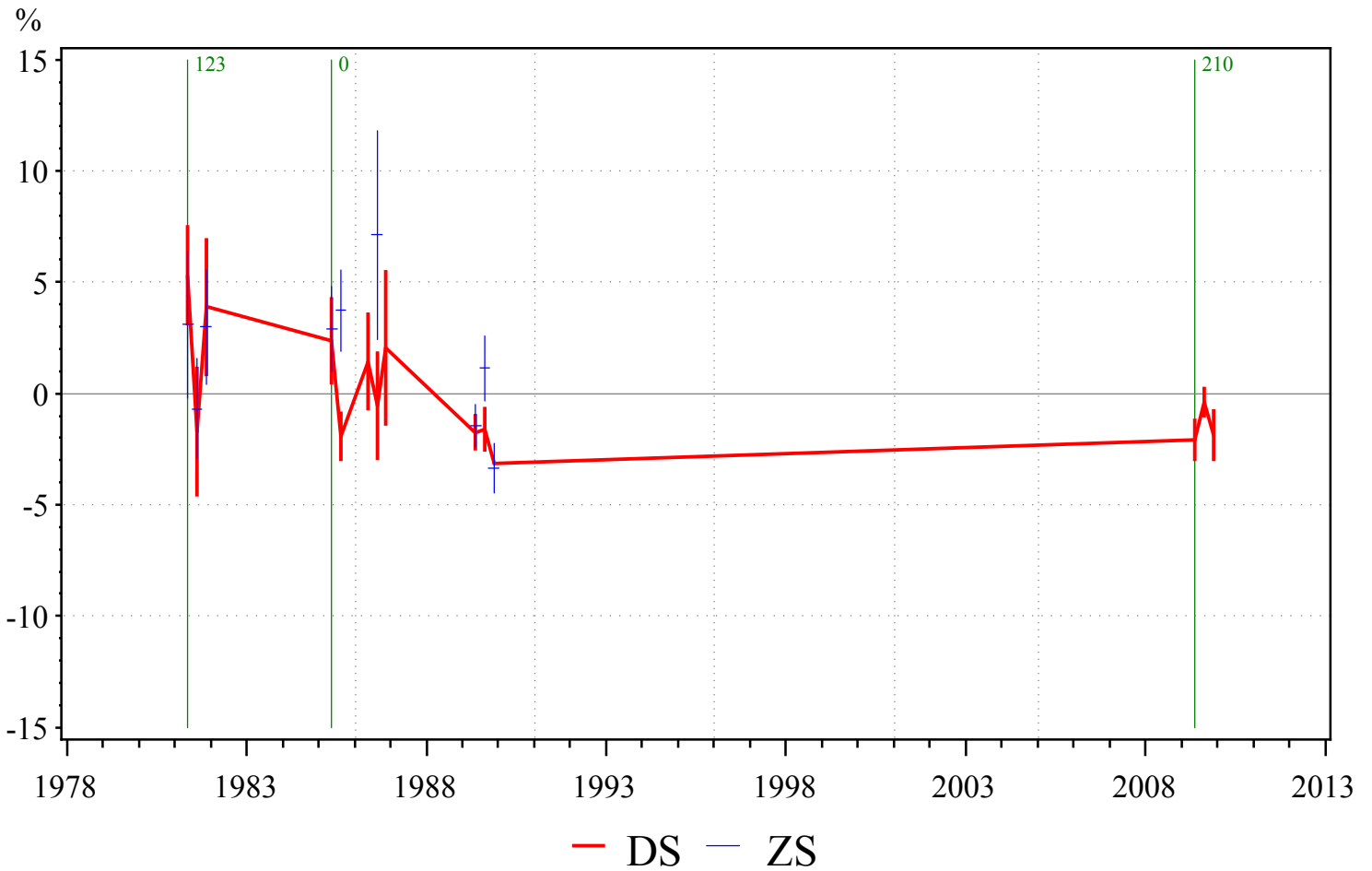
005 DIKSON ISLAND, 74N, 80E, Filter



17:21 Wednesday, October 31, 2012 59

Obs	Direct Sun Statistics	1978-1985	1986-1990	1991-1995	1996-2000	2001-2005	2006-2010	Mean	Range
DS	Number of days	265	146	51	.	.	.	154	214
	Bias	0.09	0.5	-1.87	.	.	.	-0.43	2.38
	Daily sigma	5.68	4.62	2.3	.	.	.	4.2	3.38
	Monthly sigma	2.33	2.66	1.21	.	.	.	2.07	1.45
	Annual range	3.87	2.33	3.1	1.54
ZS	Number of days	184	205	118	.	.	.	169	87
	Bias	3.14	1.83	2.37	.	.	.	2.45	1.31
	Daily sigma	6.93	5.5	6.83	.	.	.	6.42	1.43
	Monthly sigma	3.22	2.34	4.88	.	.	.	3.48	2.54
	Annual range	.	0.71	0.71	0

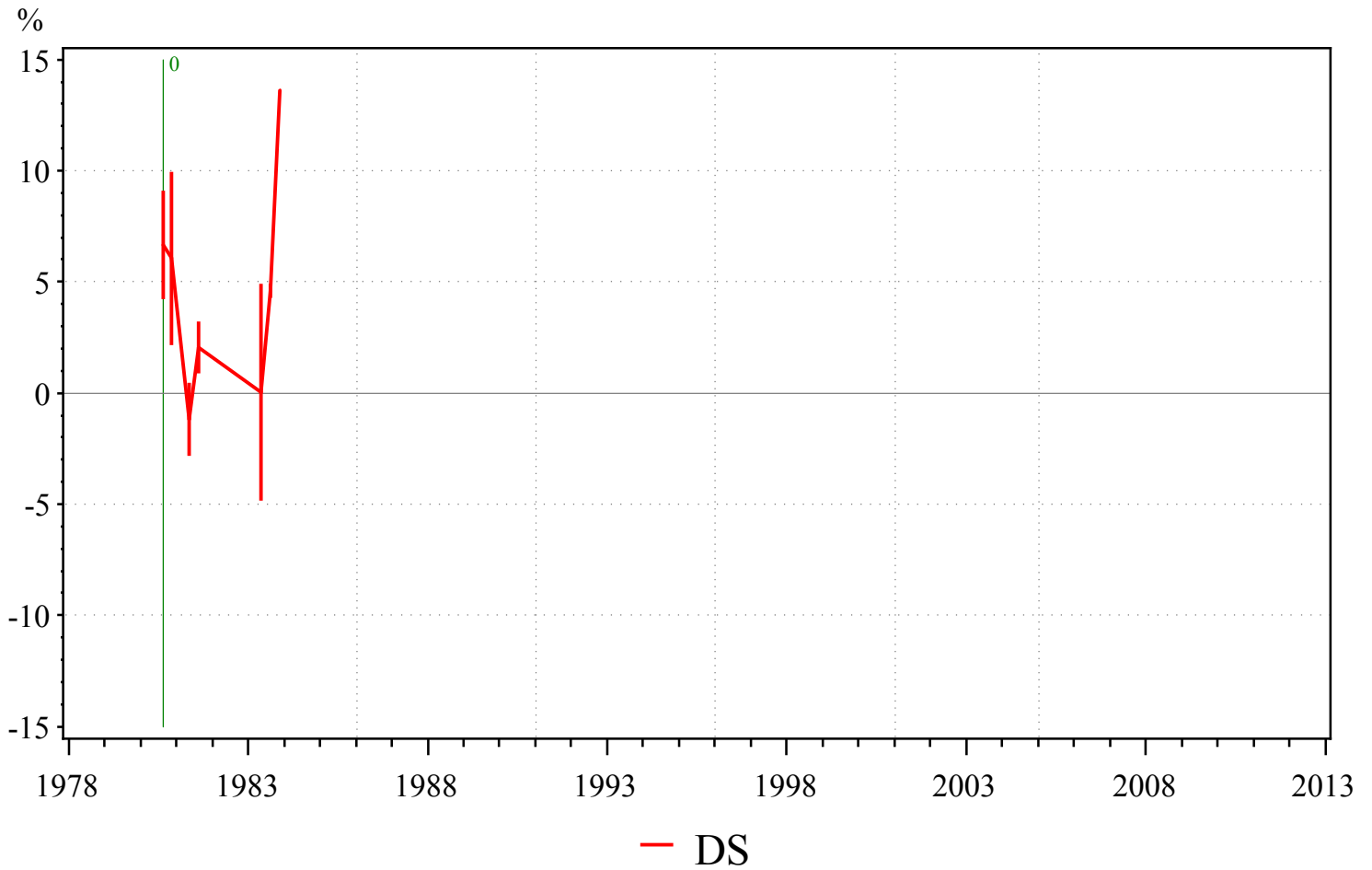
273 KOTELNYJ ISLAND, 76N, 138E, Filter



17:21 Wednesday, October 31, 2012 60

Obs	Direct Sun Statistics	1978-1985	1986-1990	1991-1995	1996-2000	2001-2005	2006-2010	Mean	Range
DS	Number of days	88	64	.	.	.	121	76	24
	Bias	1.14	-0.31	.	.	.	-1.02	0.42	1.45
	Daily sigma	6.43	4.49	.	.	.	2.88	5.46	1.94
	Monthly sigma	4.04	2.99	.	.	.	1.25	3.52	1.05
ZS	Number of days	81	121	101	40
	Bias	2.22	-1.14	0.54	3.36
	Daily sigma	4.81	4.66	4.73	0.15
	Monthly sigma	2.62	2.39	2.51	0.23

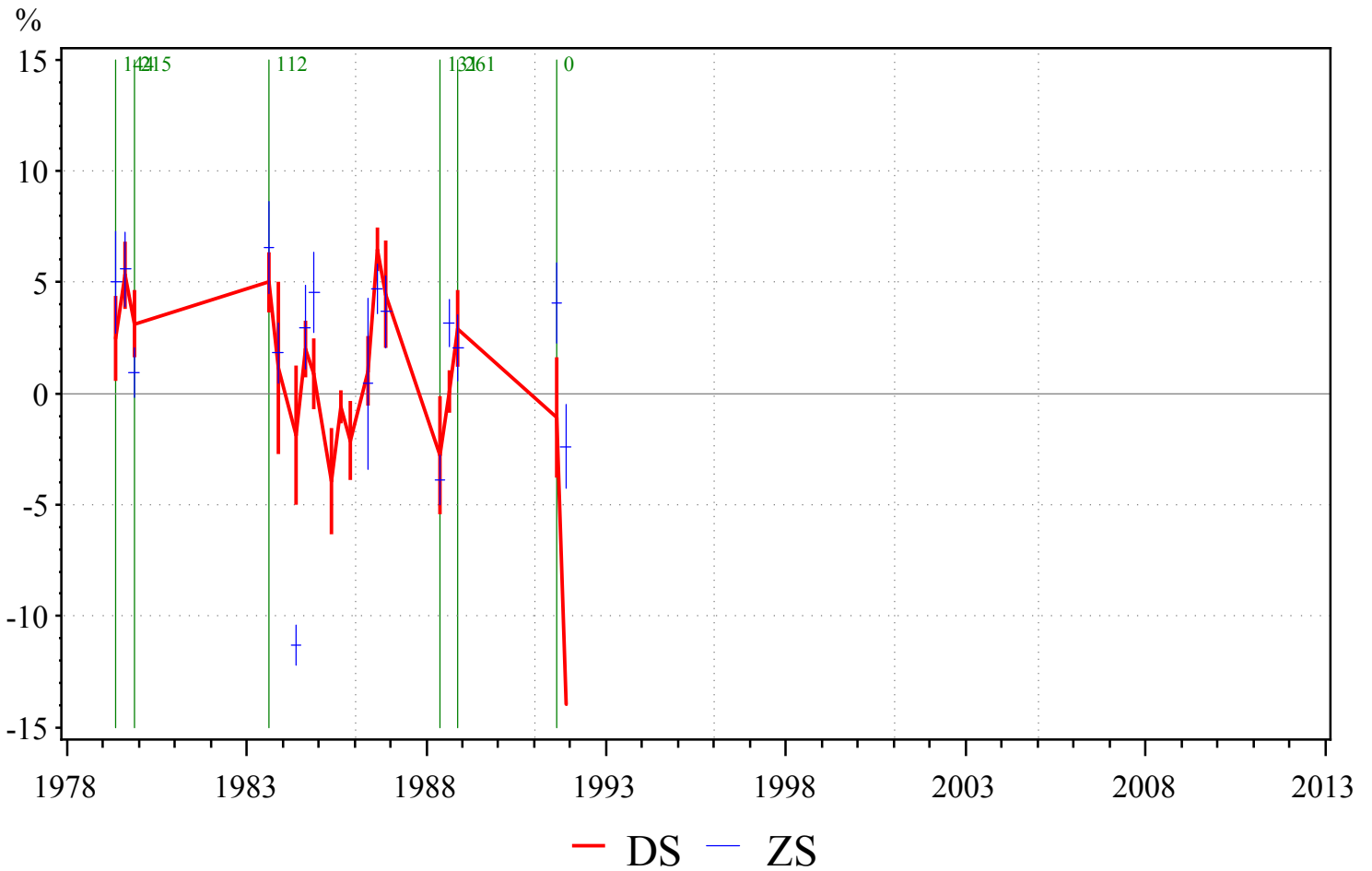
189 SVALBARD HORNSUND, 77N, 16E, Filter



17:21 Wednesday, October 31, 2012 61

Obs	Direct Sun Statistics	1978-1985	1986-1990	1991-1995	1996-2000	2001-2005	2006-2010	Mean	Range
DS	Number of days	35	35	0
	Bias	2.97	2.97	0
	Daily sigma	4.06	4.06	0

114 HEISS ISLAND, 81N, 58E, Filter



17:21 Wednesday, October 31, 2012 62

Obs	Direct Sun Statistics	1978-1985	1986-1990	1991-1995	1996-2000	2001-2005	2006-2010	Mean	Range
DS	Number of days	274	89	12	.	.	.	125	262
	Bias	1.47	2.82	-2.15	.	.	.	0.71	4.97
	Daily sigma	5.7	4.74	5.69	.	.	.	5.38	0.95
	Monthly sigma	4.01	4.32	4.17	0.31
	Annual range	2.97	2.97	0
ZS	Number of days	185	213	69	.	.	.	155.67	144
	Bias	4.48	2.86	0.87	.	.	.	2.74	3.62
	Daily sigma	6.11	5.12	6.46	.	.	.	5.9	1.34
	Monthly sigma	3.25	3.97	4.92	.	.	.	4.05	1.67
	Annual range	0.17	1.79	0.98	1.62